



X30 JUNIOR

Test-Session 3

Track length: 1.110 Km

Session Started: 15:10:02

Best Lap by: 605 - Lars Ramaer - 44.984


Rank	#	Driver	Nat	Sponsor Entrant	Nat	License E-License	Make	laps	Best Lap	Diff	In Lap	Penalty
1	605	Lars Ramaer	DEU	SIM-ON	DEU	NKA24939 KBF39246	Kosmic/IAME/Komet	15	44.984		4	
2	622	Marius Bonconseil	DEU	Ebert Motorsport	DEU	NKA41072 KBF38528	OTK/IAME/Komet	20	45.010	0.026	9	
3	693	Tom Wickop	DEU	DUTT MOTORSP. by FENSTER.COM	LUX	NKA16371 BICK867	T.B.A./IAME/Komet	15	45.033	0.049	11	
4	630	Adrian Lorenz	DEU	CV Performance Group	DEU	NKA16728 BIC38321	KR/IAME/Komet	19	45.140	0.156	8	
5	633	Lukas Roos	DEU	SIM-ON	DEU	NKA26175 KBF39246	Kosmic/IAME/Komet	15	45.148	0.164	5	
6	628	Konstantin Titze	DEU	Ebert Motorsport	DEU	ITG36957 KBF38528	LN/IAME/Komet	18	45.170	0.186	8	
7	684	Ben Götz	DEU	CV Performance Group	DEU	ITG39655 BIF38321	KR/IAME/Komet	20	45.216	0.232	8	
8	615	Emilio Bernd	DEU	EB-Sportpromotion	DEU	ITG36776 IDC39462	KR/IAME/Komet	16	45.242	0.258	15	
9	611	Joelina Denzel	DEU	AMC Ehingen e.V. SIM-ON	DEU	ITG38907 BIC39246	Kosmic/IAME/Komet	15	45.244	0.260	10	
10	610	Lias Erbersdobler	DEU	ADAC Berlin-Brandenburg e.V. SIM-ON	DEU	ITG39045 BIF38321	Kosmic/IAME/Komet	15	45.292	0.308	5	
11	660	Maxi Eigner	DEU	TR Motorsport	DEU	NKA36132 KBF23400	Mach1/IAME/Komet	17	45.378	0.394	5	
12	676	Fabian Burgstahler	DEU	ADAC Württemberg e.V. Stern Motorsport	DEU	NKA38363 KBF38195	KR/IAME/Komet	18	45.430	0.446	9	
13	612	Semir Velija	DEU	Lanani Racing Team	DEU	NKA26111 KBF17166	KR/IAME/Komet	16	45.454	0.470	10	
14	637	Jan Alessio Stutz	DEU	ADAC Pfalz e.V. Stern Motorsport	DEU	NKA39928 KBF38195	KR/IAME/Komet	16	45.478	0.494	8	
15	699	Lenn Göckmann	DEU	ADAC Hessen-Thüringen e.V. Ebert Motorsport	DEU	NKA12140 KBF38528	LN/IAME/Komet	13	45.498	0.514	8	
16	677	Moritz Weber	DEU	CV Performance Group	DEU	ITF39714 BIC38321	KR/IAME/Komet	18	45.516	0.532	7	
17	626	Ben Gallert	DEU	RMW Motorsport	DEU	ITF38862 KBF12143	OTK/IAME/Komet	16	45.529	0.545	6	
18	617	Noah Daniel Nöiken	DEU	DUTT MOTORSP. by FENSTER.COM	LUX	ITG43454 K867	Tony Kart/IAME/Komet	15	45.559	0.575	14	
19	614	Julian Bub	DEU	Dörr Motorsport	DEU	ITG38373 BIC38420	KR/IAME/Komet	17	45.654	0.670	16	
20	705	Gregory Koblitschek	DEU	KSL Racing Team	DEU	15403 KBF43831	Alonso/IAME/Komet	16	45.690	0.706	9	
21	616	Noah Schmitt	DEU	AT Motorsport	DEU	ITG39703 KBF38996	Exprit/IAME/Komet	10	45.703	0.719	9	
22	608	Elias Tittus	DEU	MSC-Langenfeld e. V. im ADAC DUTT MOTORSP. by FENSTER.COM	LUX	ITG26232 K867	Tony Kart/IAME/Komet	11	45.762	0.778	6	
23	666	Valentin Knödel	DEU	Kartshop Ampfing	DEU	NKA39340 BIF25142	Drago Corse/IAME/Komet	6	45.775	0.791	6	
24	706	Oguzhan Saylik	DEU	LAREA GT1RACING	DEU	NKA41380 KBF39725	Kosmic/IAME /Komet	11	45.865	0.881	9	
25	623	Charlotte Tille	DEU	NEES RACING	DEU	ITG38871 KBF38362	KR/IAME/Komet	13	45.897	0.913	12	
26	606	Manuel Lettner	DEU	Kartshop Ampfing	DEU	NKA38527 BIC25142	Drago Corse/IAME/Komet	13	45.945	0.961	8	
27	678	Noah Diebold	DEU	ADAC Südbaden e.V. Dörr Motorsport	DEU	ITG24933 BIF38420	KR/IAME/Komet	17	46.108	1.124	12	
28	680	Tobias Hinterstoißer	DEU	Ebert Motorsport	DEU	ITG39211 KBF38528	LN/IAME/Komet	17	46.169	1.185	6	
29	621	Finley Hölzel	DEU	ADAC Niedersachsen/ Sachsen-Anhalt e.V.	DEU	NKA41923 BIC38443	Maranello/IAME/Komet	16	51.299	6.315	14	
30	661	Lenn Abbas	DEU	TB Racing Team	DEU	ITG42712 KBF38262	KR/IAME/Komet	0			0	

Announcements

661 no transpondersignal

Timekeeper
M.Riehmers

Race Director
H.Seidel



INT. ADAC Kartrennen Kerpen

X30 JUNIOR

Erftlandring Kerpen 1,110 Km

Test-Session 3

19.07.2024 15:10

Practice (15:00 Time) started at 15:10:02

Lap	Time of Day	Lap Tm	Diff	S1 Tm	S2 Tm	S3 Tm	Lap	Time of Day	Lap Tm	Diff	S1 Tm	S2 Tm	S3 Tm
(605) Lars Ramaer							17	15:23:56.389	45.328	+0.188	13.417	20.001	11.910
1	15:12:49.974	47.733	+2.749	14.907	20.703	12.123	18	15:24:42.069	45.680	+0.540	13.394	19.975	12.311
2	15:13:35.698	45.724	+0.740	13.715	20.171	11.838	19	15:25:27.281	45.212	+0.072	13.324	20.007	11.881
3	15:14:20.888	45.190	+0.206	13.388	20.028	11.774	(633) Lukas Roos						
4	15:15:05.872	44.984		13.221	19.934	11.829	1	15:12:51.218	49.068	+3.920	15.857	20.811	12.400
5	15:15:51.006	45.134	+0.150	13.356	19.983	11.795	2	15:13:37.187	45.969	+0.821	13.666	20.137	12.166
6	15:17:22.748	1:31.742	+46.758	14.263	20.108	57.371	3	15:14:23.182	45.995	+0.847	14.098	20.088	11.809
7	15:18:08.442	45.694	+0.710	13.839	20.015	11.840	4	15:15:08.690	45.508	+0.360	13.448	20.122	11.938
8	15:18:53.940	45.498	+0.514	13.423	20.243	11.832	5	15:15:53.838	45.148		13.363	19.985	11.800
9	15:19:39.300	45.360	+0.376	13.420	20.095	11.845	6	15:17:24.824	1:30.986	+45.838	13.378	20.145	57.463
10	15:20:24.526	45.226	+0.242	13.380	19.957	11.889	7	15:18:10.839	46.015	+0.867	13.824	20.231	11.960
11	15:21:09.939	45.413	+0.429	13.414	19.982	12.017	8	15:18:56.332	45.493	+0.345	13.452	20.155	11.886
12	15:21:55.157	45.218	+0.234	13.362	20.040	11.816	9	15:19:41.831	45.499	+0.351	13.372	20.274	11.853
13	15:22:40.412	45.255	+0.271	13.400	20.052	11.803	10	15:20:27.061	45.230	+0.082	13.379	20.026	11.825
14	15:23:25.637	45.225	+0.241	13.352	20.030	11.843	11	15:21:12.730	45.669	+0.521	13.348	20.398	11.923
15	15:24:11.319	45.682	+0.698	13.408	20.132	12.142	12	15:21:58.276	45.546	+0.398	13.405	20.210	11.931
(622) Marius Bonconseil							13	15:22:43.718	45.442	+0.294	13.353	20.133	11.956
1	15:11:09.003	51.405	+6.395	16.848	21.965	12.592	14	15:23:29.115	45.397	+0.249	13.322	20.181	11.894
2	15:11:55.797	46.794	+1.784	13.836	20.604	12.354	15	15:24:14.769	45.644	+0.496	13.659	20.174	11.811
3	15:12:41.560	45.763	+0.753	13.630	20.169	11.964	(628) Konstantin Titze						
4	15:13:26.714	45.154	+0.144	13.344	19.962	11.848	1	15:11:39.728	48.936	+3.766	15.380	21.137	12.419
5	15:14:12.163	45.449	+0.439	13.305	19.893	12.251	2	15:12:25.537	45.809	+0.639	13.521	20.252	12.036
6	15:14:57.429	45.266	+0.256	13.351	20.082	11.833	3	15:13:11.147	45.610	+0.440	13.662	20.097	11.851
7	15:15:42.565	45.136	+0.126	13.317	19.977	11.842	4	15:13:56.841	45.694	+0.524	13.773	19.993	11.928
8	15:16:27.659	45.094	+0.084	13.296	19.968	11.830	5	15:14:42.148	45.307	+0.137	13.483	19.892	11.932
9	15:17:12.669	45.010		13.277	19.942	11.791	6	15:15:27.405	45.257	+0.087	13.405	19.921	11.931
10	15:17:57.841	45.172	+0.162	13.236	19.880	12.056	7	15:16:12.609	45.204	+0.034	13.350	19.928	11.926
11	15:18:43.024	45.183	+0.173	13.355	19.960	11.868	8	15:16:57.779	45.170		13.309	19.913	11.948
12	15:19:28.244	45.220	+0.210	13.331	20.086	11.803	9	15:17:43.028	45.249	+0.079	13.358	19.988	11.903
13	15:20:13.291	45.047	+0.037	13.289	19.931	11.827	10	15:18:28.356	45.328	+0.158	13.333	20.028	11.967
14	15:20:58.542	45.251	+0.241	13.283	20.001	11.967	11	15:19:13.626	45.270	+0.100	13.373	19.990	11.907
15	15:21:43.920	45.378	+0.368	13.380	20.118	11.880	12	15:19:59.038	45.412	+0.242	13.351	20.080	11.981
16	15:22:29.118	45.198	+0.188	13.330	20.003	11.865	13	15:20:44.373	45.335	+0.165	13.414	19.958	11.963
17	15:23:14.262	45.144	+0.134	13.315	19.995	11.834	14	15:21:29.704	45.331	+0.161	13.339	19.998	11.994
18	15:23:59.379	45.117	+0.107	13.285	19.992	11.840	15	15:22:15.047	45.343	+0.173	13.361	20.007	11.975
19	15:24:44.509	45.130	+0.120	13.294	20.053	11.783	16	15:23:55.394	1:40.347	+55.177	13.463	20.004	1:06.880
20	15:25:30.066	45.557	+0.547	13.346	19.918	12.293	17	15:24:42.247	46.853	+1.683	14.601	20.041	12.211
(693) Tom Wickop							18	15:25:27.522	45.275	+0.105	13.367	19.943	11.965
1	15:12:50.513	47.844	+2.811	14.859	20.880	12.105	(684) Ben Götz						
2	15:13:36.280	45.767	+0.734	13.553	20.179	12.035	1	15:11:00.613	48.480	+3.264	15.000	21.173	12.307
3	15:14:21.617	45.337	+0.304	13.476	20.057	11.804	2	15:11:47.394	46.781	+1.565	13.818	20.858	12.105
4	15:15:06.754	45.137	+0.104	13.391	20.025	11.721	3	15:12:33.522	46.128	+0.912	13.754	20.317	12.057
5	15:15:51.874	45.120	+0.087	13.321	20.032	11.767	4	15:13:19.268	45.746	+0.530	13.538	20.329	11.879
6	15:16:37.462	45.588	+0.555	13.807	20.016	11.765	5	15:14:04.919	45.651	+0.435	13.480	20.134	12.037
7	15:17:22.619	45.157	+0.124	13.351	19.967	11.839	6	15:14:51.387	46.468	+1.252	13.482	20.106	12.880
8	15:18:56.258	1:33.639	+48.606	13.319	20.102	1:00.218	7	15:15:36.618	45.231	+0.015	13.451	19.996	11.784
9	15:19:43.242	46.984	+1.951	14.071	20.459	12.454	8	15:16:21.834	45.216		13.278	20.075	11.863
10	15:20:28.555	45.313	+0.280	13.487	20.034	11.792	9	15:17:07.164	45.330	+0.114	13.355	20.164	11.811
11	15:21:13.588	45.033		13.288	19.953	11.792	10	15:17:53.138	45.974	+0.758	13.533	20.231	12.210
12	15:21:58.876	45.288	+0.255	13.350	19.958	11.980	11	15:18:38.553	45.415	+0.199	13.451	20.122	11.842
13	15:22:44.048	45.172	+0.139	13.412	19.977	11.783	12	15:19:24.211	45.658	+0.442	13.314	20.254	12.090
14	15:23:29.213	45.165	+0.132	13.310	19.995	11.860	13	15:20:09.731	45.520	+0.304	13.387	20.242	11.891
15	15:24:14.464	45.251	+0.218	13.350	20.138	11.763	14	15:20:55.072	45.341	+0.125	13.346	20.166	11.829
(630) Adrian Lorenz							15	15:21:40.912	45.840	+0.624	13.601	20.270	11.969
1	15:11:02.560	49.138	+3.998	15.228	21.475	12.435	16	15:22:26.744	45.832	+0.616	13.425	20.075	12.332
2	15:11:48.850	46.290	+1.150	13.866	20.326	12.098	17	15:23:12.068	45.324	+0.108	13.357	20.111	11.856
3	15:12:34.321	45.471	+0.331	13.446	20.105	11.920	18	15:23:57.907	45.839	+0.623	13.338	20.277	12.224
4	15:13:19.968	45.647	+0.507	13.671	20.050	11.926	19	15:24:43.485	45.578	+0.362	13.432	20.199	11.947
5	15:14:05.305	45.337	+0.197	13.391	19.972	11.974	20	15:25:29.893	46.408	+1.192	13.411	20.494	12.503
6	15:14:50.995	45.690	+0.550	13.414	20.050	12.226	(615) Emilio Bernd						
7	15:15:36.214	45.219	+0.079	13.347	20.006	11.866	1	15:11:28.047	57.675	+12.433	18.915	24.311	14.449
8	15:16:21.354	45.140		13.328	19.915	11.897	2	15:12:22.522	54.475	+9.233	16.160	23.534	14.781
9	15:17:06.786	45.432	+0.292	13.426	20.057	11.949	3	15:13:18.410	55.888	+10.646	16.714	24.600	14.574
10	15:17:52.252	45.466	+0.326	13.453	20.074	11.939	4	15:14:12.198	53.788	+8.564	17.114	22.597	14.077
11	15:19:22.888	1:30.636	+45.496	13.414	20.095	57.127	5	15:15:03.104	50.906	+5.664	15.500	22.138	13.268
12	15:20:08.938	46.050	+0.910	13.943	20.173	11.934	6	15:15:49.542	46.438	+1.196	13.942	20.426	12.070
13	15:20:54.288	45.350	+0.210	13.357	20.078	11.915	7	15:16:35.405	45.863	+0.621	13.766	20.058	12.039
14	15:21:39.809	45.521	+0.381	13.292	20.197	12.032	8	15:17:21.053	45.648	+0.406	13.539	20.123	11.986
15	15:22:25.523	45.714	+0.574	13.512	20.245	11.957	9	15:19:51.792	2:30.739	+1:45.497	13.520	20.180	1:57.039
16	15:23:11.061	45.538	+0.398	13.434	20.135	11.969	10	15:20:38.089	46.297	+1.055	14.130	20.190	11.977



INT. ADAC Kartrennen Kerpen

X30 JUNIOR

Erftlandring Kerpen 1,110 Km

Test-Session 3

19.07.2024 15:10

Practice (15:00 Time) started at 15:10:02

Lap	Time of Day	Lap Tm	Diff	S1 Tm	S2 Tm	S3 Tm	Lap	Time of Day	Lap Tm	Diff	S1 Tm	S2 Tm	S3 Tm
11	15:21:23.773	45.684	+0.442	13.529	20.118	12.037	14	15:22:41.444	45.915	+0.485	13.590	20.230	12.095
12	15:22:09.160	45.387	+0.145	13.387	20.054	11.946	15	15:23:27.012	45.568	+0.138	13.426	20.140	12.002
13	15:22:54.497	45.337	+0.095	13.372	20.019	11.946	16	15:24:13.680	46.668	+1.238	14.311	20.325	12.032
14	15:23:39.909	45.412	+0.170	13.438	20.034	11.940	17	15:24:59.307	45.627	+0.197	13.447	20.212	11.968
15	15:24:25.151	45.242		13.379	19.971	11.892	18	15:25:44.962	45.655	+0.225	13.418	20.208	12.029
16	15:25:10.429	45.278	+0.036	13.388	19.971	11.919							
(611) Joelina Denzel							(612) Semir Velija						
1	15:12:49.814	48.481	+3.237	15.237	21.093	12.151	1	15:11:46.705	48.555	+3.101	15.094	21.152	12.309
2	15:13:36.140	46.326	+1.082	14.004	20.335	11.987	2	15:12:31.937	46.232	+0.778	13.810	20.442	11.980
3	15:14:22.214	46.074	+0.830	13.719	20.211	12.144	3	15:13:18.086	46.149	+0.695	13.572	20.356	12.221
4	15:15:08.052	45.838	+0.594	13.352	20.447	12.039	4	15:14:04.396	46.310	+0.856	13.669	20.430	12.211
5	15:15:53.331	45.279	+0.035	13.376	20.028	11.875	5	15:14:49.998	45.602	+0.148	13.525	20.161	11.916
6	15:17:23.782	1:30.451	+45.207	13.502	20.336	56.613	6	15:15:35.541	45.543	+0.089	13.384	20.113	12.046
7	15:18:09.918	46.136	+0.892	14.038	20.137	11.961	7	15:16:21.068	45.627	+0.073	13.372	20.143	12.012
8	15:18:55.266	45.348	+0.104	13.363	20.041	11.944	8	15:17:06.977	45.909	+0.455	13.842	20.162	11.905
9	15:19:40.690	45.424	+0.180	13.468	20.049	11.907	9	15:17:52.732	45.755	+0.301	13.488	20.201	12.066
10	15:20:25.934	45.244		13.349	20.049	11.846	10	15:18:38.186	45.454		13.414	20.120	11.920
11	15:21:11.275	45.341	+0.097	13.357	20.098	11.886	11	15:21:03.119	2:24.933	+1:39.479	13.436	20.323	1:51.174
12	15:21:56.693	45.418	+0.174	13.289	20.106	12.023	12	15:21:54.549	51.430	+5.976	14.267	23.543	13.620
13	15:22:42.055	45.362	+0.118	13.334	20.022	12.006	13	15:22:40.999	46.450	+0.996	14.259	20.254	11.937
14	15:23:27.329	45.274	+0.030	13.336	20.045	11.893	14	15:23:26.483	45.484	+0.030	13.371	20.203	11.910
15	15:24:12.871	45.542	+0.298	13.537	20.105	11.900	15	15:24:12.141	45.658	+0.204	13.575	20.152	11.931
							16	15:24:57.857	45.716	+0.262	13.494	20.315	11.907
(610) Lias Erbersdobler							(637) Jan Alessio Stutz						
1	15:12:49.177	48.227	+2.935	15.214	20.930	12.083	1	15:11:47.864	48.945	+3.467	15.326	21.287	12.332
2	15:13:35.172	45.995	+0.703	13.730	20.245	12.020	2	15:12:34.052	46.188	+0.710	13.590	20.483	12.115
3	15:14:20.747	45.575	+0.283	13.540	20.177	11.858	3	15:13:19.559	45.507	+0.029	13.488	20.087	11.932
4	15:15:06.325	45.578	+0.286	13.522	20.126	11.930	4	15:14:05.162	45.603	+0.125	13.457	20.016	12.130
5	15:15:51.617	45.292		13.405	20.038	11.849	5	15:14:51.689	46.527	+1.049	13.466	20.744	12.317
6	15:17:23.508	1:31.891	+46.599	13.891	20.469	57.531	6	15:15:39.184	47.495	+2.017	14.660	20.631	12.204
7	15:18:09.563	46.055	+0.763	13.988	20.168	11.899	7	15:16:24.826	45.642	+0.164	13.471	20.179	11.920
8	15:18:55.183	45.620	+0.328	13.460	20.147	12.013	8	15:17:10.304	45.478		13.464	20.102	11.912
9	15:19:41.498	46.315	+1.023	13.920	20.375	12.020	9	15:17:55.813	45.509	+0.031	13.406	20.098	12.005
10	15:20:26.801	45.303	+0.011	13.404	20.069	11.830	10	15:18:41.456	45.643	+0.165	13.494	20.145	12.004
11	15:21:13.246	46.445	+1.153	13.405	21.028	12.012	11	15:19:27.090	45.634	+0.156	13.451	20.195	11.988
12	15:21:58.668	45.422	+0.130	13.325	20.230	11.866	12	15:20:12.830	45.740	+0.262	13.480	20.213	12.047
13	15:22:44.448	45.780	+0.488	13.350	20.403	12.027	13	15:21:48.689	1:35.859	+50.381	13.460	20.390	1:02.009
14	15:23:29.878	45.430	+0.138	13.375	20.122	11.933	14	15:22:35.435	46.746	+1.268	14.335	20.177	12.234
15	15:24:15.894	46.016	+0.724	13.508	20.568	11.940	15	15:23:21.190	45.755	+0.277	13.560	20.163	12.032
							16	15:24:06.899	45.709	+0.231	13.473	20.113	12.123
(660) Maxi Eigner							(699) Lenn Gockmann						
1	15:11:03.953	51.317	+5.939	15.816	22.775	12.726	1	15:11:44.528	48.690	+3.192	15.322	20.932	12.436
2	15:11:49.907	45.954	+0.576	13.612	20.436	11.906	2	15:12:30.589	46.061	+0.563	13.663	20.390	12.008
3	15:12:35.594	45.687	+0.309	13.471	20.281	11.935	3	15:13:17.712	47.123	+1.625	13.601	20.476	13.046
4	15:13:21.237	45.643	+0.265	13.467	20.093	12.083	4	15:14:04.165	46.453	+0.955	13.555	20.810	12.088
5	15:14:06.615	45.378		13.429	20.133	11.816	5	15:14:49.711	45.546	+0.048	13.591	20.069	11.886
6	15:14:52.201	45.586	+0.208	13.415	20.179	11.992	6	15:15:34.463	2:09.752	+1:24.254	13.376	20.121	1:36.255
7	15:15:38.015	45.814	+0.436	13.427	20.419	11.968	7	15:16:29.463	46.508	+1.010	14.280	20.262	11.966
8	15:16:23.671	45.656	+0.278	13.488	20.195	11.973	8	15:17:14.971	45.498		13.508	20.109	11.881
9	15:17:09.097	45.426	+0.048	13.413	20.146	11.867	9	15:18:01.469	45.865	+0.367	13.496	20.411	11.958
10	15:17:53.270	2:14.173	+1:28.795	14.119	20.365	1:39.689	10	15:19:17.334	45.543	+0.045	13.477	20.137	11.929
11	15:20:09.156	45.886	+0.508	13.768	20.145	11.973	11	15:20:02.877	45.707	+0.209	13.546	20.229	11.932
12	15:20:54.891	46.735	+0.357	13.550	20.331	11.854	12	15:20:48.584	45.734	+0.236	13.493	20.255	11.986
13	15:21:41.074	46.183	+0.805	13.963	20.347	11.873	13	15:21:34.318	45.734	+0.236	13.493	20.255	11.986
14	15:22:27.034	45.960	+0.582	13.517	20.134	12.309							
15	15:23:12.648	45.614	+0.236	13.447	20.282	11.885							
16	15:23:58.332	45.684	+0.306	13.391	20.447	11.846							
17	15:24:44.392	46.060	+0.682	13.862	20.302	11.896							
(676) Fabian Burgstahler							(677) Moritz Weber						
1	15:11:44.417	50.881	+5.451	16.071	22.135	12.675	1	15:11:02.809	49.217	+3.701	15.373	21.290	12.554
2	15:12:31.347	46.930	+1.500	14.169	20.530	12.231	2	15:11:49.257	46.448	+0.932	13.810	20.572	12.066
3	15:13:17.844	46.497	+1.067	13.556	20.273	12.668	3	15:12:34.924	45.667	+0.151	13.438	20.214	12.015
4	15:14:04.665	46.821	+1.391	14.252	20.496	12.073	4	15:13:20.699	45.775	+0.259	13.524	20.256	11.995
5	15:14:50.741	46.076	+0.646	13.484	20.307	12.285	5	15:14:06.219	45.520	+0.004	13.452	20.046	12.022
6	15:15:37.190	46.449	+1.019	13.938	20.466	12.045	6	15:14:51.842	45.623	+0.107	13.413	20.073	12.137
7	15:16:23.394	46.204	+0.774	13.764	20.414	12.026	7	15:15:37.358	45.516		13.444	20.145	11.927
8	15:17:09.422	46.028	+0.598	13.558	20.573	11.897	8	15:16:23.198	45.840	+0.324	13.413	20.342	12.085
9	15:17:54.852	45.430		13.396	20.116	11.918	9	15:17:08.817	45.619	+0.103	13.455	20.162	12.002
10	15:19:37.226	1:42.374	+56.944	13.655	20.165	1:08.554	10	15:17:54.399	45.582	+0.066	13.425	20.163	11.994
11	15:20:23.926	46.700	+1.270	14.136	20.418	12.146	11	15:19:48.652	1:54.253	+1:08.737	13.440	20.119	1:20.694
12	15:21:09.804	45.878	+0.448	13.614	20.204	12.060	12	15:20:35.208	46.556	+1.040	14.169	20.320	12.067
13	15:21:55.529	45.725	+0.295	13.666	20.128	11.931	13	15:21:21.104	45.896	+0.380	13.562	20.251	12.083
							14	15:22:06.772	45.668	+0.152	13.501	20.167	12.000
							15	15:22:52.454	45.682	+0.166	13.476	20.078	12.128
							16	15:23:38.358	45.904	+0.388	13.493	20.332	12.079

Orbits



INT. ADAC Kartrennen Kerpen

X30 JUNIOR

Erftlandring Kerpen 1,110 Km

Test-Session 3

19.07.2024 15:10

Practice (15:00 Time) started at 15:10:02

Lap	Time of Day	Lap Tm	Diff	S1 Tm	S2 Tm	S3 Tm	Lap	Time of Day	Lap Tm	Diff	S1 Tm	S2 Tm	S3 Tm
17	15:24:24.249	45.891	+0.375	13.537	20.270	12.084	(616) Noah Schmitt						
18	15:25:10.112	45.863	+0.347	13.540	20.258	12.065	1	15:16:43.104	55.064	+9.361	18.589	23.488	12.987
(626) Ben Gallert							2	15:17:29.566	46.462	+0.759	13.768	20.463	12.231
1	15:11:18.808	49.283	+3.754	15.942	20.945	12.396	3	15:18:15.881	46.315	+0.612	13.632	20.424	12.259
2	15:12:05.211	46.403	+0.874	13.768	20.376	12.259	4	15:19:01.741	45.860	+0.157	13.535	20.240	12.085
3	15:12:51.437	46.226	+0.697	13.599	20.250	12.377	5	15:19:47.609	45.868	+0.165	13.494	20.319	12.055
4	15:13:37.415	45.978	+0.449	13.796	20.175	12.007	6	15:20:33.761	46.152	+0.449	13.586	20.464	12.102
5	15:14:22.965	45.550	+0.021	13.535	20.100	11.915	7	15:21:20.500	46.739	+1.036	13.486	21.021	12.232
6	15:15:08.494	45.529		13.409	20.159	11.961	8	15:22:06.550	46.050	+0.347	13.553	20.338	12.159
7	15:15:54.223	45.729	+0.200	13.427	20.323	11.979	9	15:22:52.253	45.703		13.415	20.217	12.071
8	15:16:40.765	46.542	+1.013	13.429	21.026	12.087	10	15:24:28.934	1:36.681	+50.978	13.877	20.559	1:02.245
9	15:18:55.325	2:14.560	+1.29.031	13.446	20.199	1:40.915	(608) Elias Tittus						
10	15:19:43.248	47.923	+2.394	14.784	20.466	12.673	1	15:11:37.568	48.982	+3.220	15.634	21.091	12.257
11	15:20:29.119	45.871	+0.342	13.712	20.179	11.980	2	15:12:23.805	46.237	+0.475	13.667	20.339	12.231
12	15:21:14.802	45.683	+0.154	13.406	20.195	12.082	3	15:13:10.157	46.352	+0.590	14.071	20.337	11.944
13	15:22:00.374	45.572	+0.043	13.428	20.147	11.997	4	15:13:56.267	46.110	+0.348	13.595	20.481	12.034
14	15:22:46.303	45.929	+0.400	13.529	20.246	12.154	5	15:14:42.049	45.782	+0.020	13.629	20.167	11.986
15	15:23:32.084	45.781	+0.252	13.438	20.220	12.123	6	15:15:27.811	45.762		13.706	20.104	11.952
16	15:24:17.780	45.696	+0.167	13.449	20.171	12.076	7	15:17:00.822	1:33.011	+47.249	13.462	20.211	59.338
(617) Noah Daniel Nöllen							8	15:17:48.435	47.613	+1.851	15.406	20.261	11.946
1	15:11:38.084	49.926	+4.367	16.337	21.284	12.305	9	15:18:34.506	46.071	+0.309	13.504	20.150	12.417
2	15:12:24.034	45.950	+0.891	13.622	20.342	11.986	10	15:19:20.335	45.829	+0.067	13.554	20.262	12.013
3	15:13:10.649	46.615	+1.056	14.311	20.348	11.956	11	15:20:06.967	46.632	+0.870	13.620	20.702	12.310
4	15:13:56.695	46.046	+0.487	13.624	20.448	11.974	(666) Valentin Knödel						
5	15:14:42.723	46.028	+0.469	13.879	20.186	11.963	1	15:11:58.353	54.807	+9.032	18.915	22.952	12.940
6	15:15:28.382	45.659	+0.100	13.403	20.381	11.875	2	15:12:45.778	47.425	+1.650	14.144	20.974	12.307
7	15:16:15.251	46.869	+1.310	13.382	20.066	13.421	3	15:13:32.588	46.810	+1.035	13.989	20.605	12.216
8	15:17:01.340	46.089	+0.530	13.591	20.336	12.162	4	15:14:18.890	46.302	+0.527	13.840	20.293	12.169
9	15:17:47.375	46.035	+0.476	13.558	20.300	12.177	5	15:15:04.984	46.094	+0.319	13.754	20.353	11.987
10	15:18:33.226	45.851	+0.292	13.378	20.357	12.116	6	15:15:50.759	45.775		13.683	20.183	11.909
11	15:20:18.933	1:45.707	+1.00.148	13.460	20.339	1:11.908	(706) Oguzhan Saylik						
12	15:21:06.114	47.181	+1.622	14.529	20.454	12.198	1	15:11:47.001	49.336	+3.471	15.514	21.221	12.601
13	15:21:52.123	46.009	+0.450	13.562	20.327	12.120	2	15:12:33.977	46.976	+1.111	14.032	20.682	12.262
14	15:22:37.682	45.559		13.520	20.098	11.941	3	15:13:22.104	48.127	+2.262	14.553	20.523	13.051
15	15:23:23.303	45.621	+0.062	13.406	20.315	11.900	4	15:14:08.734	46.630	+0.765	13.985	20.595	12.050
(614) Julian Bub							5	15:16:13.104	2:04.370	+1:18.505	13.879	20.245	1:30.246
1	15:11:03.284	48.598	+2.944	15.118	21.098	12.382	6	15:17:01.073	47.969	+2.104	15.361	20.463	12.145
2	15:11:49.443	46.159	+0.505	13.637	20.436	12.086	7	15:17:47.753	46.680	+0.815	14.197	20.326	12.157
3	15:12:35.452	46.009	+0.355	13.479	20.588	11.942	8	15:18:34.281	46.528	+0.663	13.586	20.352	12.590
4	15:13:22.257	46.805	+1.151	13.823	20.354	12.628	9	15:19:20.146	45.865		13.601	20.181	12.083
5	15:14:08.561	46.304	+0.650	13.627	20.610	12.067	10	15:20:07.237	47.091	+1.226	13.593	21.031	12.467
6	15:14:54.575	46.014	+0.360	13.591	20.369	12.054	11	15:20:53.604	46.367	+0.502	13.642	20.351	12.374
7	15:15:40.460	45.885	+0.231	13.581	20.226	12.078	(623) Charlotte Tille						
8	15:16:26.197	45.737	+0.083	13.493	20.179	12.065	1	15:11:05.783	50.368	+4.471	16.183	21.517	12.668
9	15:17:11.981	45.784	+0.130	13.444	20.336	12.004	2	15:11:53.056	47.273	+1.376	14.619	20.459	12.195
10	15:17:57.770	45.789	+0.135	13.422	20.267	12.100	3	15:12:39.276	46.220	+0.323	13.725	20.386	12.109
11	15:19:37.727	1:39.957	+54.303	13.939	20.980	1:05.038	4	15:13:25.684	46.408	+0.511	13.606	20.255	12.547
12	15:20:24.326	46.599	+0.945	14.088	20.485	12.026	5	15:14:12.091	46.407	+0.510	13.669	20.323	12.415
13	15:21:10.589	46.263	+0.609	13.882	20.360	12.021	6	15:14:58.447	46.356	+0.459	13.699	20.328	12.329
14	15:21:56.791	46.202	+0.548	13.487	20.470	12.245	7	15:17:29.951	2:31.504	+1:45.607	13.637	20.471	1:57.396
15	15:22:42.536	45.745	+0.091	13.548	20.205	11.992	8	15:18:17.065	47.114	+1.217	14.522	20.436	12.156
16	15:23:28.190	45.654		13.426	20.224	12.004	9	15:19:03.244	46.179	+0.282	13.546	20.400	12.233
17	15:24:14.006	45.816	+0.162	13.594	20.220	12.002	10	15:19:50.096	46.852	+0.955	13.534	20.678	12.640
(705) Gregory Koblitshchek							11	15:20:36.137	46.041	+0.144	13.629	20.246	12.166
1	15:11:06.038	50.067	+4.377	16.020	21.244	12.803	12	15:21:22.034	45.897		13.456	20.278	12.163
2	15:11:53.226	47.188	+1.498	14.685	20.348	12.155	13	15:22:08.305	46.271	+0.374	13.409	20.521	12.341
3	15:12:39.456	46.230	+0.540	13.737	20.317	12.176	(606) Manuel Lettner						
4	15:13:47.021	1:07.565	+21.875	13.752	20.236	33.577	1	15:11:55.660	54.179	+8.234	20.329	21.491	12.359
5	15:14:33.817	46.796	+1.106	14.504	20.168	12.124	2	15:12:43.030	47.370	+1.425	14.509	20.647	12.214
6	15:15:19.731	45.914	+0.224	13.696	20.116	12.102	3	15:13:30.664	47.634	+1.689	14.718	20.628	12.288
7	15:16:05.525	45.794	+0.104	13.577	20.187	12.030	4	15:14:16.935	46.271	+0.326	13.734	20.334	12.203
8	15:16:51.276	45.751	+0.061	13.580	20.121	12.050	5	15:15:03.364	46.429	+0.484	13.635	20.320	12.474
9	15:17:36.966	45.690		13.598	20.114	11.978	6	15:15:49.808	46.444	+0.499	13.900	20.309	12.235
10	15:18:22.688	45.722	+0.032	13.633	20.135	11.954	7	15:16:35.992	46.184	+0.239	13.826	20.119	12.239
11	15:20:19.776	1:57.088	+1:11.398	13.523	20.151	1:23.414	8	15:17:21.937	45.945		13.639	20.263	12.043
12	15:21:06.850	47.074	+1.384	14.604	20.441	12.029	9	15:18:08.026	46.089	+0.144	13.564	20.372	12.153
13	15:22:21.441	1:14.591	+28.901	13.629	20.147	40.815	10	15:18:54.546	46.520	+0.575	13.757	20.700	12.063
14	15:23:09.576	48.135	+2.445	15.156	20.888	12.091	11	15:22:20.576	3:26.030	+2:40.085	14.441	21.470	2:50.119
15	15:23:55.764	46.188	+0.498	13.785	20.279	12.124							
16	15:24:41.933	46.169	+0.479	13.677	20.282	12.210							

Orbits



INT. ADAC Kartrennen Kerpen

X30 JUNIOR


Erftlandring Kerpen 1,110 Km

Test-Session 3

19.07.2024 15:10

Practice (15:00 Time) started at 15:10:02

Lap	Time of Day	Lap Tm	Diff	S1 Tm	S2 Tm	S3 Tm	Lap	Time of Day	Lap Tm	Diff	S1 Tm	S2 Tm	S3 Tm
12	15:23:10.987	50.411	+4.466	15.623	22.206	12.582							
13	15:23:57.762	46.775	+0.830	14.070	20.464	12.241							
(678) Noah Diewold													
1	15:11:40.084	49.615	+3.507	15.438	21.524	12.653							
2	15:12:26.958	46.874	+0.766	13.924	20.686	12.264							
3	15:13:13.431	46.473	+0.365	13.778	20.615	12.080							
4	15:14:00.206	46.775	+0.667	13.619	20.526	12.630							
5	15:14:46.547	46.341	+0.233	13.730	20.491	12.120							
6	15:15:32.717	46.170	+0.062	13.669	20.373	12.128							
7	15:16:19.720	47.003	+0.895	13.626	20.432	13.045							
8	15:17:06.421	46.701	+0.593	13.725	20.562	12.414							
9	15:17:53.052	46.631	+0.523	13.711	20.548	12.372							
10	15:18:39.227	46.175	+0.067	13.790	20.317	12.068							
11	15:19:25.561	46.334	+0.226	13.606	20.563	12.165							
12	15:20:11.669	46.103		13.639	20.450	12.019							
13	15:20:58.034	46.365	+0.257	13.532	20.453	12.380							
14	15:21:44.889	46.855	+0.747	13.673	21.042	12.140							
15	15:22:31.151	46.262	+0.154	13.561	20.467	12.234							
16	15:23:17.441	46.290	+0.182	13.631	20.527	12.132							
17	15:24:04.017	46.576	+0.468	13.791	20.592	12.193							
(680) Tobias Hinterstoißer													
1	15:11:36.642	50.118	+3.949	15.913	21.525	12.680							
2	15:12:23.742	47.100	+0.931	14.008	20.822	12.270							
3	15:13:11.090	47.348	+1.179	14.468	20.779	12.101							
4	15:13:58.125	47.035	+0.866	13.722	21.060	12.253							
5	15:14:44.585	46.460	+0.291	13.774	20.470	12.216							
6	15:15:30.754	46.169		13.692	20.383	12.094							
7	15:16:59.811	1:29.057	+42.888	13.564	20.445	55.048							
8	15:17:47.192	47.381	+1.212	14.446	20.800	12.135							
9	15:18:33.623	46.431	+0.262	13.936	20.468	12.027							
10	15:19:19.934	46.311	+0.142	13.734	20.396	12.181							
11	15:20:06.884	46.950	+0.781	13.647	20.949	12.354							
12	15:20:53.436	46.552	+0.383	13.814	20.443	12.295							
13	15:21:39.739	46.303	+0.134	13.680	20.430	12.193							
14	15:23:21.838	1:42.099	+55.930	14.159	20.396	1:07.544							
15	15:24:10.688	48.850	+2.681	15.625	20.718	12.507							
16	15:24:57.479	46.791	+0.622	13.712	20.857	12.222							
17	15:25:43.753	46.274	+0.105	13.652	20.486	12.136							
(621) Finley Hölzel													
1	15:11:11.943	57.363	+6.064	18.189	24.107	15.067							
2	15:12:08.498	56.555	+5.256	16.865	24.748	14.942							
3	15:13:04.237	55.739	+4.440	16.946	24.029	14.764							
4	15:14:00.541	56.304	+5.005	16.467	24.950	14.887							
5	15:15:01.224	1:00.683	+9.384	21.277	25.156	14.250							
6	15:15:59.836	58.612	+7.313	20.369	23.713	14.530							
7	15:16:53.747	53.911	+2.612	16.094	23.425	14.392							
8	15:17:51.626	57.879	+6.580	16.261	25.725	15.893							
9	15:18:49.776	58.150	+6.851	18.764	24.882	14.504							
10	15:19:50.298	1:00.522	+9.223	16.289	29.717	14.516							
11	15:20:44.150	53.852	+2.553	16.397	23.021	14.434							
12	15:21:38.033	53.883	+2.584	16.204	23.583	14.096							
13	15:22:34.208	56.175	+4.876	17.824	24.429	13.922							
14	15:23:25.507	51.299		15.560	22.102	13.637							
15	15:24:19.347	53.840	+2.541	16.669	23.783	13.388							
16	15:25:12.448	53.101	+1.802	15.352	23.439	14.310							





X30 JUNIOR

Test-Session 4

Track length: 1.110 Km


Session Started: 17:51:01

Best Lap by: 622 - Marius Bonconseil - 45.079

Rank	#	Driver	Nat	Sponsor Entrant	Nat	License E-License	Make	laps	Best Lap	Diff	In Lap	Penalty
1	622	Marius Bonconseil	DEU	Ebert Motorsport	DEU	NKA41072 KBF38528	OTK/IAME/Komet	19	45.079		16	
2	661	Lenn Abbas	DEU	TB Racing Team	DEU	ITG42712 KBF38262	KR/IAME/Komet	17	45.173	0.094	14	
3	637	Jan Alessio Stutz	DEU	ADAC Pfalz e.V. Stern Motorsport	DEU	NKA39928 KBF38195	KR/IAME/Komet	19	45.197	0.118	15	
4	630	Adrian Lorenz	DEU	CV Performance Group	DEU	NKA16728 BIC38321	KR/IAME/Komet	19	45.208	0.129	19	
5	693	Tom Wickop	DEU	DUTT MOTORSP. by FENSTER.COM	LUX	NKA16371 BICK867	T.B.A./IAME/Komet	8	45.208	0.129	8	
6	605	Lars Ramaer	DEU	SIM-ON	DEU	NKA24939 KBF39246	Kosmic/IAME/Komet	15	45.252	0.173	15	
7	684	Ben Götz	DEU	CV Performance Group	DEU	ITG39655 BIF38321	KR/IAME/Komet	11	45.343	0.264	8	
8	617	Noah Daniel Nölken	DEU	DUTT MOTORSP. by FENSTER.COM	LUX	ITG43454 K867	Tony Kart/IAME/Komet	10	45.347	0.268	9	
9	611	Joelina Denzel	DEU	AMC Ehingen e.V. SIM-ON	DEU	ITG38907 BIC39246	Kosmic/IAME/Komet	16	45.351	0.272	5	
10	616	Noah Schmitt	DEU	AT Motorsport	DEU	ITG39703 KBF38996	Exprit/IAME/Komet	14	45.357	0.278	7	
11	610	Lias Erbersdobler	DEU	ADAC Berlin-Brandenburg e.V. SIM-ON	DEU	ITG39045 BIF38321	Kosmic/IAME/Komet	17	45.365	0.286	6	
12	628	Konstantin Titze	DEU	Ebert Motorsport	DEU	ITG36957 KBF38528	LN/IAME/Komet	17	45.379	0.300	9	
13	615	Emilio Bernd	DEU	EB-Sportpromotion	DEU	ITG36776 IDC39462	KR/IAME/Komet	6	45.429	0.350	6	
14	633	Lukas Roos	DEU	SIM-ON	DEU	NKA26175 KBF39246	Kosmic/IAME/Komet	9	45.471	0.392	7	
15	660	Maxi Eigner	DEU	TR Motorsport	DEU	NKA36132 KBF23400	Mach1/IAME/Komet	14	45.478	0.399	8	
16	699	Lenn Göckmann	DEU	ADAC Hessen-Thüringen e.V. Ebert Motorsport	DEU	NKA12140 KBF38528	LN/IAME/Komet	10	45.488	0.409	10	
17	612	Semir Velija	DEU	Lanari Racing Team	DEU	NKA26111 KBF17166	KR/IAME/Komet	15	45.511	0.432	12	
18	676	Fabian Burgstahler	DEU	ADAC Württemberg e.V. Stern Motorsport	DEU	NKA38363 KBF38195	KR/IAME/Komet	19	45.529	0.450	17	
19	677	Moritz Weber	DEU	CV Performance Group	DEU	ITF39714 BIC38321	KR/IAME/Komet	19	45.538	0.459	6	
20	608	Elias Tittus	DEU	MSC-Langenfeld e. V. im ADAC DUTT MOTORSP. by FENSTER.COM	LUX	ITG26232 K867	Tony Kart/IAME/Komet	16	45.551	0.472	8	
21	621	Finley Hölzel	DEU	ADAC Niedersachsen/ Sachsen-Anhalt e.V.	DEU	NKA41923 BIC38443	Maranello/IAME/Komet	15	45.638	0.559	13	
22	626	Ben Gallert	DEU	RMW Motorsport	DEU	ITF38862 KBF12143	OTK/IAME/Komet	18	45.676	0.597	17	
23	624	Noah Beckmann	DEU	RMW Motorsport	DEU	NKA12374 KBF39010	OTK/IAME/Komet	19	45.689	0.610	18	
24	705	Gregory Koblitschek	DEU	KSL Racing Team	DEU	15403 KBF43831	Alonso/IAME/Komet	17	45.698	0.619	10	
25	623	Charlotte Tille	DEU	NEES RACING	DEU	ITG38871 KBF38362	KR/IAME/Komet	11	45.715	0.636	8	
26	606	Manuel Lettner	DEU	Kartshop Ampfing	DEU	NKA38527 BIC25142	Drago Corse/IAME/Komet	17	45.756	0.677	5	
27	614	Julian Bub	DEU	Dörr Motorsport	DEU	ITG38373 BIC38420	KR/IAME/Komet	18	45.760	0.681	4	
28	678	Noah Diewold	DEU	ADAC Südbaden e.V. Dörr Motorsport	DEU	ITG24933 BIF38420	KR/IAME/Komet	19	45.865	0.786	9	
29	666	Valentin Knödel	DEU	Kartshop Ampfing	DEU	NKA39340 BIF25142	Drago Corse/IAME/Komet	17	45.879	0.800	8	
30	706	Oguzhan Saylik	DEU	LAREA GT1RACING	DEU	NKA41380 KBF39725	Kosmic/IAME /Komet	8	46.030	0.951	6	
31	680	Tobias Hinterstoiber	DEU	Ebert Motorsport	DEU	ITG39211 KBF38528	LN/IAME/Komet	18	46.062	0.983	17	

Timekeeper
M.Riehmers

Race Director
H.Seidel



INT. ADAC Kartrennen Kerpen

X30 JUNIOR

Erftlandring Kerpen 1,110 Km

Test-Session 4

19.07.2024 17:50

Practice (15:00 Time) started at 17:51:01

Lap	Time of Day	Lap Tm	Diff	S1 Tm	S2 Tm	S3 Tm
(622) Marius Bonconseil						
1	17:52:51.015	53.153	+8.074	18.287	22.136	12.730
2	17:53:38.915	47.900	+2.821	14.736	21.037	12.127
3	17:54:24.444	45.529	+0.450	13.505	20.001	12.023
4	17:55:09.926	45.482	+0.403	13.581	20.061	11.840
5	17:55:55.396	45.470	+0.391	13.282	19.896	12.292
6	17:56:40.777	45.381	+0.302	13.291	20.007	12.083
7	17:57:26.444	45.667	+0.588	13.327	20.347	11.993
8	17:58:12.286	45.842	+0.763	13.851	20.158	11.833
9	17:58:57.564	45.278	+0.199	13.430	19.925	11.923
10	17:59:43.228	45.664	+0.585	13.488	20.120	12.056
11	18:00:29.111	45.883	+0.804	13.664	20.233	11.986
12	18:01:14.555	45.444	+0.365	13.396	20.102	11.946
13	18:01:59.874	45.319	+0.240	13.398	20.044	11.877
14	18:02:45.185	45.311	+0.232	13.370	20.118	11.823
15	18:03:30.590	45.405	+0.326	13.304	20.177	11.924
16	18:04:15.669	45.079		13.270	19.946	11.863
17	18:05:00.851	45.182	+0.103	13.297	20.006	11.879
18	18:05:45.985	45.134	+0.055	13.298	19.973	11.863
19	18:06:31.100	45.115	+0.036	13.260	19.982	11.873

Lap	Time of Day	Lap Tm	Diff	S1 Tm	S2 Tm	S3 Tm
(661) Lenn Abbas						
1	17:52:35.812	49.448	+4.275	15.397	21.466	12.585
2	17:53:22.320	46.508	+1.335	13.882	20.495	12.131
3	17:54:08.142	45.822	+0.649	13.588	20.146	12.088
4	17:54:53.701	45.559	+0.386	13.527	20.114	11.918
5	17:55:39.666	45.965	+0.792	13.473	20.195	12.297
6	17:56:25.579	45.913	+0.740	13.901	20.088	11.924
7	17:57:11.114	1:31.535	+46.362	13.447	20.086	58.002
8	17:58:42.942	45.828	+0.655	13.849	20.088	11.891
9	17:59:28.410	45.468	+0.295	13.525	20.077	11.866
10	18:00:13.656	45.246	+0.073	13.385	19.990	11.871
11	18:00:59.367	45.711	+0.538	13.468	20.285	11.958
12	18:01:44.944	45.577	+0.404	13.490	20.132	11.955
13	18:02:30.228	45.284	+0.111	13.399	20.012	11.873
14	18:03:15.401	45.173		13.364	19.951	11.853
15	18:04:00.924	45.523	+0.350	13.509	20.028	11.986
16	18:04:46.342	45.418	+0.245	13.409	20.110	11.899
17	18:05:31.603	1:33.261	+48.088	13.313	20.050	59.898

Lap	Time of Day	Lap Tm	Diff	S1 Tm	S2 Tm	S3 Tm
(637) Jan Alessio Stutz						
1	17:52:33.611	49.244	+4.047	15.521	21.144	12.579
2	17:53:19.944	46.333	+1.136	13.813	20.397	12.123
3	17:54:05.640	45.696	+0.499	13.562	20.113	12.021
4	17:54:51.580	45.940	+0.743	13.473	20.239	12.228
5	17:55:37.654	46.074	+0.877	13.921	20.146	12.007
6	17:56:23.139	45.485	+0.288	13.412	20.159	11.914
7	17:57:08.480	45.341	+0.144	13.337	20.066	11.938
8	17:57:53.834	45.354	+0.157	13.344	20.124	11.886
9	17:58:39.266	45.432	+0.235	13.351	20.181	11.900
10	17:59:24.734	45.468	+0.271	13.398	20.179	11.891
11	18:00:10.183	45.449	+0.252	13.432	20.092	11.925
12	18:00:56.050	45.867	+0.670	13.410	20.453	12.004
13	18:01:41.890	45.840	+0.643	13.458	20.255	12.127
14	18:02:27.789	45.899	+0.702	13.847	20.209	11.843
15	18:03:12.986	45.197		13.337	19.993	11.867
16	18:03:58.212	45.226	+0.029	13.358	19.996	11.872
17	18:04:43.619	45.407	+0.210	13.504	20.071	11.832
18	18:05:28.994	45.375	+0.178	13.397	20.063	11.915
19	18:06:14.192	45.198	+0.001	13.330	19.979	11.889

Lap	Time of Day	Lap Tm	Diff	S1 Tm	S2 Tm	S3 Tm
(630) Adrian Lorenz						
1	17:52:03.779	50.368	+5.160	16.109	21.611	12.648
2	17:52:51.709	47.930	+2.722	15.026	20.718	12.186
3	17:53:37.550	45.841	+0.633	13.603	20.181	12.057
4	17:54:23.207	45.657	+0.449	13.617	20.049	11.991
5	17:55:08.639	45.432	+0.224	13.436	19.994	12.002
6	17:55:54.142	45.503	+0.295	13.407	20.096	12.000
7	17:56:39.701	45.559	+0.351	13.466	20.180	11.913
8	17:57:24.949	45.248	+0.040	13.393	19.994	11.861
9	17:58:11.117	46.168	+0.960	14.045	20.164	11.959
10	17:58:56.538	45.421	+0.213	13.454	20.039	11.928
11	18:00:19.668	1:23.130	+37.922	13.620	20.097	49.413

Lap	Time of Day	Lap Tm	Diff	S1 Tm	S2 Tm	S3 Tm
12	18:01:06.080	46.412	+1.204	14.118	20.243	12.051
13	18:01:51.676	45.596	+0.388	13.494	20.144	11.958
14	18:02:37.068	45.392	+0.184	13.428	20.048	11.916
15	18:03:22.332	45.264	+0.056	13.345	20.021	11.898
16	18:04:07.676	45.344	+0.136	13.434	20.028	11.882
17	18:04:52.985	45.309	+0.101	13.404	20.039	11.866
18	18:05:38.500	45.515	+0.307	13.390	20.129	11.996
19	18:06:23.708	45.208		13.343	20.012	11.853

Lap	Time of Day	Lap Tm	Diff	S1 Tm	S2 Tm	S3 Tm
(693) Tom Wickop						
1	17:52:47.801	49.600	+4.392	15.912	21.388	12.300
2	17:53:34.154	46.353	+1.145	13.977	20.395	11.981
3	17:54:19.779	45.625	+0.417	13.581	20.160	11.884
4	17:55:05.130	45.351	+0.143	13.495	19.991	11.865
5	17:56:32.839	1:27.709	+42.501	13.462	20.068	54.179
6	17:57:18.806	45.967	+0.759	13.962	20.144	11.861
7	17:58:04.170	45.364	+0.156	13.513	20.038	11.813
8	17:58:49.378	45.208		13.368	20.046	11.794

Lap	Time of Day	Lap Tm	Diff	S1 Tm	S2 Tm	S3 Tm
(605) Lars Ramaer						
1	17:52:45.849	50.535	+5.283	16.289	21.634	12.612
2	17:53:32.577	46.728	+1.476	13.987	20.629	12.112
3	17:54:18.583	46.006	+0.754	13.648	20.313	12.045
4	17:55:04.156	3:35.573	+2:50.321	13.643	20.206	3:01.724
5	17:58:40.373	46.217	+0.965	13.911	20.311	11.995
6	17:59:25.826	45.453	+0.201	13.473	20.098	11.882
7	18:00:11.157	45.331	+0.079	13.417	20.037	11.877
8	18:00:56.423	45.266	+0.014	13.350	20.030	11.886
9	18:01:42.036	45.613	+0.361	13.431	20.080	12.102
10	18:02:27.473	45.437	+0.185	13.492	20.080	11.865
11	18:03:12.743	45.270	+0.018	13.409	20.054	11.807
12	18:03:58.047	45.304	+0.052	13.360	20.104	11.840
13	18:04:43.332	45.285	+0.033	13.298	20.136	11.851
14	18:05:28.713	45.381	+0.129	13.402	20.123	11.856
15	18:06:13.965	45.252		13.327	20.072	11.853

Lap	Time of Day	Lap Tm	Diff	S1 Tm	S2 Tm	S3 Tm
(684) Ben Götz						
1	17:52:05.128	49.884	+4.541	15.820	21.499	12.565
2	17:52:52.765	47.637	+2.294	14.617	20.893	12.127
3	17:53:39.285	46.520	+1.177	13.607	20.749	12.164
4	17:54:25.469	46.184	+0.841	13.811	20.446	11.927
5	17:55:11.127	45.658	+0.315	13.415	20.282	11.961
6	17:55:56.679	45.552	+0.209	13.412	20.182	11.958
7	17:56:42.142	45.463	+0.120	13.416	20.125	11.922
8	17:57:27.485	45.343		13.346	20.216	11.781
9	17:58:13.099	45.614	+0.271	13.340	20.476	11.798
10	17:58:58.729	45.630	+0.287	13.475	20.264	11.891
11	17:59:44.172	45.443	+0.100	13.371	20.143	11.929

Lap	Time of Day	Lap Tm	Diff	S1 Tm	S2 Tm	S3 Tm
(617) Noah Daniel Nölken						
1	17:52:49.679	50.066	+4.719	15.898	21.401	12.767
2	17:53:36.037	46.358	+1.0			

INT. ADAC Kartrennen Kerpen

X30 JUNIOR

Test-Session 4

Erftlandring Kerpen 1,110 Km

19.07.2024 17:50

Practice (15:00 Time) started at 17:51:01

Lap	Time of Day	Lap Tm	Diff	S1 Tm	S2 Tm	S3 Tm
13	18:02:49.390	45.429	+0.078	13.377	20.187	11.865
14	18:03:34.984	45.594	+0.243	13.314	20.250	12.030
15	18:04:21.087	46.103	+0.752	13.558	20.370	12.175
16	18:05:06.620	45.533	+0.182	13.396	20.129	12.008

(616) Noah Schmitt

1	17:52:55.942	51.182	+5.825	16.769	21.715	12.698
2	17:53:42.475	46.533	+1.176	13.847	20.446	12.240
3	17:54:28.314	45.839	+0.482	13.528	20.215	12.096
4	17:55:14.000	45.686	+0.329	13.416	20.142	12.128
5	17:55:59.442	45.442	+0.085	13.381	20.142	11.919
6	17:56:45.070	45.628	+0.271	13.395	20.250	11.983
7	17:57:30.427	45.357		13.388	20.036	11.933
8	17:58:15.829	45.402	+0.045	13.341	20.107	11.954
9	17:59:01.207	45.378	+0.021	13.301	20.058	12.019
10	17:59:46.896	45.689	+0.332	13.573	20.111	12.005
11	18:00:32.930	46.034	+0.677	13.554	20.446	12.034
12	18:01:18.644	45.714	+0.357	13.399	20.320	11.995
13	18:02:04.193	45.549	+0.192	13.339	20.133	12.077
14	18:02:49.593	45.400	+0.043	13.420	20.048	11.932

(610) Lias Erbersdobler

1	17:52:48.256	50.321	+4.956	15.884	21.802	12.635
2	17:53:34.768	46.512	+1.147	13.877	20.489	12.146
3	17:54:20.967	46.199	+0.834	13.950	20.242	12.007
4	17:55:06.408	45.441	+0.076	13.391	20.163	11.887
5	17:55:51.884	45.476	+0.111	13.440	20.241	11.795
6	17:56:37.249	45.365		13.411	20.048	11.906
7	17:57:22.942	45.693	+0.328	13.527	20.255	11.911
8	17:58:08.667	1:32.725	+47.360	13.432	20.051	59.242
9	17:59:44.669	49.002	+3.637	15.511	21.390	12.101
10	18:00:30.086	54.417	+9.052			12.411
11	18:01:15.321	46.235	+0.870	13.691	20.447	12.097
12	18:02:00.935	45.614	+0.249	13.508	20.203	11.903
13	18:02:46.492	45.557	+0.192	13.481	20.126	11.950
14	18:03:32.290	45.798	+0.433	13.706	20.204	11.888
15	18:04:18.848	45.568	+0.193	13.431	20.145	11.982
16	18:05:04.086	46.238	+0.873	13.583	20.605	12.050
17	18:05:49.946	45.860	+0.495	13.595	20.272	11.993

(628) Konstantin Titze

1	17:52:16.846	54.104	+8.725	17.044	22.944	14.116
2	17:53:03.971	47.125	+1.746	14.121	20.730	12.274
3	17:53:50.010	46.039	+0.660	13.646	20.415	11.978
4	17:54:35.858	45.848	+0.469	13.607	20.270	11.971
5	17:55:21.577	45.719	+0.340	13.521	20.197	12.001
6	17:57:47.654	2:26.077	+1:40.698	13.433	20.069	1:52.575
7	17:58:33.681	46.027	+0.648	13.908	20.117	12.002
8	17:59:19.461	45.780	+0.401	13.397	20.285	12.098
9	18:00:04.840	45.379		13.453	19.995	11.931
10	18:00:51.641	46.801	+1.422	13.368	20.949	12.484
11	18:01:37.461	45.820	+0.441	13.468	20.323	12.029
12	18:02:22.970	45.509	+0.130	13.340	20.157	12.012
13	18:03:08.608	45.638	+0.259	13.454	20.186	11.998
14	18:03:54.508	45.900	+0.521	13.501	20.353	12.046
15	18:04:40.182	45.674	+0.295	13.473	20.159	12.042
16	18:05:29.761	49.579	+4.200	14.006	22.441	13.132
17	18:06:15.414	45.653	+0.274	13.504	20.150	11.999

(615) Emilio Bernd

1	17:52:06.775	49.393	+3.964	15.396	21.496	12.501
2	17:52:54.630	47.855	+2.426	14.540	20.670	12.645
3	17:53:40.761	46.131	+0.702	13.591	20.403	12.137
4	17:54:26.608	45.847	+0.418	13.624	20.297	11.926
5	17:55:12.105	45.497	+0.068	13.421	20.183	11.893
6	17:55:57.534	45.429		13.512	20.023	11.894

(633) Lukas Roos

1	17:52:48.496	49.778	+4.307	15.859	21.320	12.599
2	17:53:34.929	46.433	+0.962	13.824	20.465	12.144
3	17:54:20.649	45.720	+0.249	13.463	20.243	12.014
4	17:55:06.262	45.613	+0.142	13.498	20.190	11.925
5	17:55:51.762	45.500	+0.029	13.378	20.157	11.965
6	17:56:38.570	46.808	+1.337	13.382	21.431	11.995

Lap	Time of Day	Lap Tm	Diff	S1 Tm	S2 Tm	S3 Tm
7	17:57:24.041	45.471		13.466	20.105	11.900
8	17:58:09.864	1:32.823	+47.352	13.331	20.024	59.468
9	17:59:43.674	46.810	+1.339	14.680	20.261	11.869

(660) Maxi Eigner

1	17:52:17.596	58.785	+13.307	21.338	22.846	14.601
2	17:53:05.022	47.426	+1.948	13.963	20.901	12.562
3	17:53:51.047	46.025	+0.547	13.669	20.322	12.034
4	17:54:36.808	45.761	+0.283	13.470	20.322	11.969
5	17:55:22.413	45.605	+0.127	13.540	20.232	11.833
6	17:57:47.948	2:25.535	+1:40.057	13.458	20.125	1:51.952
7	17:58:33.869	45.921	+0.443	13.846	20.197	11.878
8	17:59:19.347	45.478		13.385	20.092	12.001
9	18:00:05.514	46.167	+0.689	13.985	20.246	11.936
10	18:00:51.787	46.273	+0.795	13.396	20.382	12.495
11	18:01:37.638	45.851	+0.373	13.467	20.273	12.111
12	18:02:23.270	45.632	+0.154	13.510	20.152	11.970
13	18:03:19.430	56.160	+10.682	13.519	20.329	22.312
14	18:04:06.774	47.344	+1.866	15.044	20.402	11.898

(699) Lenn Göckmann

1	17:52:50.782	50.215	+4.727	16.086	21.507	12.622
2	17:53:37.271	46.489	+1.001	13.888	20.524	12.077
3	17:54:23.542	46.271	+0.783	14.081	20.205	11.985
4	17:55:09.211	45.669	+0.181	13.512	20.195	11.962
5	17:55:55.557	46.346	+0.858	13.642	20.095	12.609
6	17:56:41.377	45.820	+0.332	13.598	20.312	11.910
7	17:57:27.009	45.632	+0.144	13.542	20.188	11.902
8	17:58:12.833	45.824	+0.336	13.542	20.444	11.838
9	17:58:58.396	45.563	+0.075	13.564	20.121	11.878
10	17:59:43.884	45.488		13.464	20.149	11.875

(612) Semir Velija

1	17:53:12.547	49.964	+4.453	15.740	21.688	12.536
2	17:54:00.379	47.832	+2.321	14.082	21.509	12.241
3	17:54:46.966	46.587	+1.076	13.626	20.856	12.105
4	17:55:33.005	46.039	+0.528	13.620	20.366	12.053
5	17:56:18.920	45.915	+0.404	13.547	20.438	11.930
6	17:57:04.714	45.794	+0.283	13.525	20.304	11.965
7	17:57:50.429	45.715	+0.204	13.528	20.193	11.994
8	17:58:36.081	45.652	+0.141	13.508	20.280	11.864
9	18:00:52.794	2:16.713	+1:31.202	13.547	20.643	1:42.523
10	18:01:42.295	49.501	+3.990	15.321	21.987	12.193
11	18:02:28.055	45.760	+0.249	13.738	20.212	11.810
12	18:03:13.566	45.511		13.321	20.196	11.994
13	18:03:59.214	45.648	+0.137	13.310	20.392	11.946
14	18:04:44.917	45.703	+0.192	13.386	20.290	12.027
15	18:05:30.803	45.886	+0.375	13.373	20.431	12.082

(676) Fabian Burgstahler

1	17:52:17.754	56.177	+10.648	17.417	23.834	14.926
2	17:53:05.418	47.664	+2.135	14.224	20.740	12.700
3	17:53:52.203	46.785	+1.256	13.923	20.536	12.326
4	17:54:38.835	46.632	+1.103	13.721	20.453	12.458
5	17:55:25.522	46.687	+1.158	13.665	20.974	12.048
6	17:56:11.319	45.797	+0.268	13.565	20.081	12.151
7	17:56:57.312	45.993	+0.464	13.715	20.166	12.112
8	17:57:43.458	46.146	+0.617	13.553	20.324	12.269
9	17:58:30.042	46.584	+1.055	13.554	20.775	12.255
10	17:59:16.215	46.173	+0.644	13.589	20.408	12.176
11	18:00:03.616	47.401	+1.872	14.275	21.107	12.019
12	18:00:50.782	47.166	+1.637	13.623	21.367	12.176
13	18:01:37.118	46.336	+0.807	13.547	20.226	12.563
14	18:02:22.856	45.738	+0.209	13.475	20.174	12.089
15	18:03:08.891	46.035	+0.506	13.755	20.342	11.938
16	18:03:54.829	45.938	+0.409	13.456	20.484	11.998
17	18:04:40.358	45.529		13.338	20.211	11.980
18	18:05:26.034	45.676	+0.147	13.494	20.165	12.017
19	18:06:11.768	45.734	+0.205	13.463	20.201	12.070

(677) Moritz Weber

1	17:52:03.971	50.244	+4.706	16.141	21.578	12.525
---	--------------	---------------	--------	--------	--------	--------

INT. ADAC Kartrennen Kerpen

X30 JUNIOR

Erftlandring Kerpen 1,110 Km

Test-Session 4

19.07.2024 17:50

Practice (15:00 Time) started at 17:51:01

Lap	Time of Day	Lap Tm	Diff	S1 Tm	S2 Tm	S3 Tm
4	17:54:23.125	45.647	+0.109	13.414	20.249	11.984
5	17:55:09.107	45.982	+0.444	13.746	20.241	11.995
6	17:55:54.645	45.538		13.357	20.245	11.936
7	17:56:40.359	45.714	+0.176	13.479	20.228	12.007
8	17:57:26.072	45.713	+0.175	13.412	20.355	11.946
9	17:58:15.100	49.028	+3.490	13.916	22.859	12.253
10	17:59:01.098	45.998	+0.460	13.545	20.290	12.163
11	17:59:46.762	45.664	+0.126	13.379	20.278	12.007
12	18:00:34.905	48.143	+2.605	14.234	21.637	12.272
13	18:01:20.888	45.983	+0.445	13.508	20.431	12.044
14	18:02:06.644	45.756	+0.218	13.485	20.260	12.011
15	18:02:52.344	45.700	+0.162	13.463	20.192	12.045
16	18:04:11.074	1:18.730	+33.192	13.359	20.254	45.117
17	18:04:57.420	46.346	+0.808	13.987	20.308	12.051
18	18:05:43.321	45.901	+0.363	13.564	20.302	12.035
19	18:06:29.069	45.748	+0.210	13.478	20.225	12.045

Lap	Time of Day	Lap Tm	Diff	S1 Tm	S2 Tm	S3 Tm
2	17:53:10.443	52.827	+7.138	16.775	22.268	13.784
3	17:54:02.149	51.706	+6.017	15.879	22.458	13.369
4	17:54:51.421	49.272	+3.583	15.332	21.104	12.836
5	17:55:39.453	48.032	+2.343	14.810	20.617	12.605
6	17:56:26.505	47.052	+1.363	14.526	20.453	12.073
7	17:57:12.904	46.399	+0.710	13.959	20.366	12.074
8	17:57:58.843	45.939	+0.250	13.659	20.316	11.964
9	17:58:44.687	45.844	+0.155	13.591	20.290	11.963
10	17:59:30.503	45.816	+0.127	13.503	20.352	11.961
11	18:00:16.382	45.879	+0.190	13.554	20.318	12.007
12	18:01:02.316	45.934	+0.245	13.495	20.374	12.065
13	18:01:48.475	46.159	+0.470	13.531	20.450	12.178
14	18:02:34.315	45.840	+0.151	13.460	20.379	12.001
15	18:03:20.071	45.756	+0.067	13.460	20.333	11.963
16	18:04:06.368	46.297	+0.608	13.830	20.462	12.005
17	18:04:52.133	45.765	+0.076	13.496	20.366	11.903
18	18:05:37.822	45.689		13.414	20.335	11.940
19	18:06:23.598	45.776	+0.087	13.441	20.329	12.006

(608) Elias Tittus

1	17:52:21.858	49.239	+3.688	15.557	21.200	12.482
2	17:53:08.560	46.702	+1.151	14.053	20.547	12.102
3	17:53:54.753	46.193	+0.642	13.682	20.309	12.202
4	17:54:42.028	47.275	+1.724	13.787	20.778	12.710
5	17:55:27.827	45.799	+0.248	13.528	20.210	12.061
6	17:56:13.892	46.065	+0.514	13.627	20.207	12.231
7	17:56:59.633	45.741	+0.190	13.517	20.214	12.010
8	17:57:45.184	45.551		13.476	20.195	11.880
9	17:58:30.775	45.591	+0.040	13.490	20.182	11.919
10	17:59:16.650	45.875	+0.324	13.502	20.250	12.123
11	18:00:02.976	46.326	+0.775	13.885	20.435	12.006
12	18:00:49.559	46.583	+1.032	13.549	20.779	12.255
13	18:01:35.604	46.045	+0.494	13.619	20.343	12.083
14	18:02:21.340	45.736	+0.185	13.540	20.218	11.978
15	18:03:05.238	1:28.898	+43.347	13.481	20.221	55.196
16	18:04:36.624	46.386	+0.835	13.950	20.426	12.010

(705) Gregory Koblitzschek

1	17:52:04.738	50.612	+4.914	16.163	22.005	12.444
2	17:52:52.225	47.487	+1.789	14.489	20.757	12.241
3	17:53:39.098	46.873	+1.175	13.900	20.806	12.167
4	17:54:25.943	46.845	+1.147	14.510	20.392	11.943
5	17:55:12.000	46.057	+0.359	13.577	20.337	12.143
6	17:55:58.012	46.012	+0.314	13.859	20.192	11.961
7	17:56:44.917	1:56.905	+1:11.207	13.403	20.147	1:23.355
8	17:58:41.193	46.276	+0.578	13.939	20.302	12.035
9	17:59:27.243	46.050	+0.352	13.583	20.389	12.078
10	18:00:12.941	45.698		13.494	20.155	12.049
11	18:00:59.562	46.621	+0.923	13.929	20.706	11.986
12	18:01:45.541	45.979	+0.281	13.866	20.134	11.979
13	18:02:31.388	45.847	+0.149	13.611	20.229	12.007
14	18:03:15.335	1:19.947	+34.249	13.654	20.440	45.853
15	18:04:37.639	46.304	+0.606	13.950	20.277	12.077
16	18:05:23.350	45.711	+0.013	13.538	20.114	12.059
17	18:06:09.085	45.735	+0.037	13.636	20.079	12.020

(621) Finley Hölzel

1	17:52:03.194	52.211	+6.573	17.250	22.060	12.901
2	17:52:55.128	51.934	+6.296	16.176	22.358	13.400
3	17:53:43.912	48.784	+3.146	15.413	20.922	12.449
4	17:54:30.736	46.824	+1.186	14.065	20.495	12.264
5	17:55:17.810	47.074	+1.436	14.032	20.572	12.470
6	17:56:04.132	46.322	+0.684	13.759	20.431	12.132
7	17:56:50.202	46.070	+0.432	13.668	20.333	12.069
8	17:57:36.145	45.943	+0.305	13.608	20.282	12.053
9	17:58:22.047	45.902	+0.264	13.609	20.218	12.075
10	18:00:20.094	1:58.047	+1:12.409	13.568	20.318	1:24.161
11	18:01:06.661	46.567	+0.929	14.088	20.230	12.249
12	18:01:52.320	45.659	+0.021	13.465	20.163	12.031
13	18:02:37.958	45.638		13.467	20.090	12.081
14	18:03:23.794	45.836	+0.198	13.435	20.364	12.037
15	18:04:09.554	45.760	+0.122	13.468	20.249	12.043

(623) Charlotte Tille

1	17:52:18.449	54.877	+9.162	17.173	22.928	14.776
2	17:53:07.180	48.731	+3.016	14.953	21.091	12.687
3	17:53:53.878	46.698	+0.983	13.829	20.600	12.269
4	17:54:40.010	46.132	+0.417	13.655	20.332	12.145
5	17:55:26.011	46.001	+0.286	13.592	20.378	12.031
6	17:56:11.800	45.789	+0.074	13.584	20.145	12.060
7	17:56:57.897	46.097	+0.382	13.752	20.221	12.124
8	17:57:43.612	45.715		13.459	20.033	12.223
9	17:58:29.760	46.148	+0.433	13.582	20.466	12.100
10	17:59:15.971	46.211	+0.496	13.744	20.425	12.042
11	18:00:02.297	46.326	+0.611	13.512	20.357	12.457

(626) Ben Gallert

1	17:52:16.148	53.969	+8.293	17.032	23.227	13.710
2	17:53:03.335	47.187	+1.511	14.250	20.774	12.163
3	17:53:49.653	46.318	+0.642	13.789	20.430	12.099
4	17:54:35.607	45.954	+0.278	13.598	20.320	12.036
5	17:55:21.781	46.174	+0.498	13.630	20.527	12.017
6	17:56:07.460	45.679	+0.003	13.463	20.132	12.084
7	17:56:53.147	45.687	+0.011	13.535	20.169	11.983
8	17:57:38.836	45.689	+0.013	13.513	20.205	11.971
9	17:59:07.812	1:28.976	+43.300	13.516	20.128	55.332
10	17:59:54.582	46.770	+1.094	14.316	20.321	12.133
11	18:00:44.372	49.790	+4.114	13.593	23.413	12.784
12	18:01:30.851	46.479	+0.803	13.778	20.529	12.172
13	18:02:16.828	45.977	+0.301	13.598	20.371	12.008
14	18:03:02.683	45.855	+0.179	13.584	20.266	12.005
15	18:03:48.634	45.951	+0.275	13.436	20.482	12.033
16	18:04:34.534	45.900	+0.224	13.558	20.314	12.028
17	18:05:20.210	45.676		13.437	20.272	11.967
18	18:06:06.131	45.921	+0.245	13.405	20.480	12.036

(606) Manuel Lettner

1	17:52:09.263	50.074	+4.318	15.655	21.849	12.570
2	17:52:56.332	47.069	+1.313	14.022	20.857	12.190
3	17:53:42.808	46.476	+0.720	13.950	20.441	12.085
4	17:54:29.005	46.197	+0.441	13.731	20.421	12.045
5	17:55:14.761	45.756		13.547	20.197	12.012
6	17:56:00.591	45.830	+0.074	13.548	20.256	12.026
7	17:56:46.510	45.919	+0.163	13.574	20.325	12.020
8	17:57:32.364	45.854	+0.098	13.536	20.281	12.037
9	17:58:18.475	46.111	+0.355	13.707	20.266	12.138
10	17:59:47.862	1:29.387	+43.631	13.547	20.330	55.510
11	18:00:36.907	49.045	+3.289	14.585	21.235	13.225
12	18:01:23.533	46.626	+0.870	13.877	20.548	12.201
13	18:02:09.917	46.384	+0.628	13.710	20.390	12.284
14	18:02:56.216	46.299	+0.543	13.816	20.441	12.042
15	18:03:46.877	50.661	+4.905			12.168
16	18:04:33.330	46.453	+0.697	13.734	20.557	12.162
17	18:05:19.552	46.222	+0.466	13.693	20.389	12.140

(624) Noah Beckmann

1	17:52:17.616	57.584	+11.895	18.137	24.245	15.202
---	--------------	--------	---------	--------	--------	--------

(614) Julian Bub

1	17:52:04.474	49.677	+3.917	15.607	21.490	12.580
2	17:52:51.976	47.502	+1.742	14.455	20.777	12.270
3	17:53:38.545	46.569	+0.809	13.852	20.601	12.116

Orbits

INT. ADAC Kartrennen Kerpen

X30 JUNIOR

Erftlandring Kerpen 1,110 Km

Test-Session 4

19.07.2024 17:50

Practice (15:00 Time) started at 17:51:01

Lap	Time of Day	Lap Tm	Diff	S1 Tm	S2 Tm	S3 Tm	Lap	Time of Day	Lap Tm	Diff	S1 Tm	S2 Tm	S3 Tm
4	17:54:24.305	45.760		13.481	20.313	11.966	8	17:58:35.459	47.104	+1.042	14.146	20.678	12.280
5	17:55:53.180	1:28.875	+43.115	13.844	21.151	53.880	9	17:59:21.809	46.350	+0.288	13.717	20.519	12.114
6	17:56:40.116	46.936	+1.176	14.326	20.595	12.015	10	18:00:08.183	46.374	+0.312	13.697	20.520	12.157
7	17:57:26.196	46.080	+0.320	13.480	20.653	11.947	11	18:00:54.966	46.783	+0.721	13.786	20.576	12.421
8	17:58:12.753	46.557	+0.797	13.945	20.679	11.933	12	18:01:41.821	46.855	+0.793	13.905	20.706	12.244
9	17:59:01.021	48.268	+2.508	13.524	22.185	12.559	13	18:02:28.813	46.992	+0.930	14.457	20.437	12.098
10	17:59:47.221	46.200	+0.440	13.651	20.525	12.024	14	18:03:15.277	46.464	+0.402	13.693	20.535	12.236
11	18:00:34.048	46.827	+1.067	13.871	20.853	12.103	15	18:04:01.939	46.662	+0.600	13.998	20.453	12.211
12	18:01:20.197	46.149	+0.389	13.519	20.570	12.060	16	18:04:48.129	46.190	+0.128	13.489	20.540	12.161
13	18:02:06.220	46.023	+0.263	13.524	20.362	12.137	17	18:05:34.191	46.062		13.470	20.449	12.143
14	18:02:52.214	45.994	+0.234	13.554	20.369	12.071	18	18:06:20.445	46.254	+0.192	13.610	20.443	12.201
15	18:03:38.448	46.234	+0.474	13.634	20.351	12.249							
16	18:04:24.473	46.025	+0.265	13.588	20.372	12.065							
17	18:05:10.667	46.194	+0.434	13.687	20.465	12.042							
18	18:05:56.812	46.145	+0.385	13.645	20.445	12.055							

(678) Noah Diewold

1	17:52:18.839	53.902	+8.037	16.271	23.125	14.506
2	17:53:07.407	48.568	+2.703	15.167	20.843	12.558
3	17:53:54.463	47.056	+1.191	13.869	20.935	12.252
4	17:54:41.615	47.152	+1.287	13.773	21.049	12.330
5	17:55:27.776	46.161	+0.296	13.601	20.454	12.106
6	17:56:14.128	46.352	+0.487	13.888	20.329	12.135
7	17:57:00.712	46.584	+0.719	13.909	20.511	12.164
8	17:57:46.781	46.069	+0.204	13.610	20.438	12.021
9	17:58:32.646	45.855		13.523	20.257	12.085
10	17:59:18.514	45.868	+0.003	13.521	20.311	12.036
11	18:00:04.399	45.885	+0.020	13.543	20.335	12.007
12	18:00:52.958	48.559	+2.694	13.491	21.247	13.821
13	18:01:39.464	46.506	+0.641	13.754	20.517	12.235
14	18:02:25.507	46.043	+0.178	13.576	20.428	12.039
15	18:03:11.591	46.084	+0.219	13.496	20.492	12.096
16	18:03:57.871	46.280	+0.415	13.545	20.554	12.181
17	18:04:44.528	46.657	+0.792	14.128	20.442	12.087
18	18:05:30.666	46.138	+0.273	13.513	20.531	12.094
19	18:06:17.344	46.678	+0.813	13.760	20.567	12.351

(666) Valentin Knödel

1	17:52:15.894	55.386	+9.507	18.212	23.562	13.612
2	17:53:05.247	49.353	+3.474	14.918	21.617	12.818
3	17:53:51.944	46.697	+0.818	13.908	20.586	12.203
4	17:54:38.510	46.566	+0.687	13.735	20.600	12.231
5	17:55:24.948	46.438	+0.559	13.773	20.440	12.225
6	17:56:11.121	46.173	+0.294	13.745	20.372	12.056
7	17:56:58.525	47.404	+1.525	14.654	20.659	12.091
8	17:57:44.404	45.879		13.663	20.253	11.963
9	17:58:30.296	45.892	+0.013	13.653	20.231	12.008
10	17:59:16.505	46.209	+0.330	13.759	20.360	12.090
11	18:00:02.931	46.426	+0.547	13.906	20.412	12.108
12	18:00:50.277	47.346	+1.467	14.112	20.694	12.540
13	18:02:54.584	2:04.307	+1:18.428	13.707	20.430	1:30.170
14	18:03:45.503	50.919	+5.040	17.444	21.035	12.440
15	18:04:31.934	46.431	+0.552	13.852	20.460	12.119
16	18:05:18.108	46.174	+0.295	13.692	20.361	12.121
17	18:06:04.306	46.198	+0.319	13.589	20.418	12.191

(706) Oguzhan Saylik

1	17:52:18.698	54.362	+8.332	16.642	22.839	14.881
2	17:53:07.509	48.811	+2.781	15.140	21.245	12.426
3	17:53:54.542	47.033	+1.003	13.978	20.790	12.265
4	17:54:41.193	46.651	+0.621	13.803	20.710	12.138
5	17:55:27.392	46.199	+0.169	13.622	20.468	12.109
6	17:56:13.422	46.030		13.575	20.428	12.027
7	17:56:59.520	46.098	+0.068	13.675	20.317	12.106
8	17:57:45.635	46.115	+0.085	13.938	20.161	12.016

(680) Tobias Hinterstoißer

1	17:52:18.099	55.614	+9.552	17.987	22.840	14.787
2	17:53:06.949	48.850	+2.788	14.981	21.291	12.578
3	17:53:54.207	47.258	+1.196	13.872	21.064	12.322
4	17:54:40.774	46.567	+0.505	13.753	20.515	12.299
5	17:55:27.229	46.455	+0.393	13.735	20.561	12.159
6	17:56:13.825	46.596	+0.534	13.956	20.367	12.273
7	17:57:48.355	1:34.530	+48.468	14.063	20.821	59.646

Orbits





X30 JUNIOR

Free Practice

Track length: 1.110 Km


Session Started: 9:05:00

Best Lap by: 637 - Jan Alessio Stutz - 45.191

Rank	#	Driver	Nat	Sponsor Entrant	Nat	License E-License	Make	laps	Best Lap	Diff	In Lap	Penalty
1	637	Jan Alessio Stutz	DEU	ADAC Pfalz e.V. Stern Motorsport	DEU	NKA39928 KBF38195	KR/IAME/Komet	9	45.191		9	
2	628	Konstantin Titze	DEU	Ebert Motorsport	DEU	ITG36957 KBF38528	LN/IAME/Komet	13	45.205	0.014	11	
3	622	Marius Bonconseil	DEU	Ebert Motorsport	DEU	NKA41072 KBF38528	OTK/IAME/Komet	13	45.213	0.022	12	
4	610	Lias Erbersdobler	DEU	ADAC Berlin-Brandenburg e.V. SIM-ON	DEU	NKA12150 BIF38321	Kosmic/IAME/Komet	9	45.239	0.048	8	
5	611	Joelina Denzel	DEU	AMC Ehingen e.V. SIM-ON	DEU	ITG38907 BIC39246	Kosmic/IAME/Komet	9	45.281	0.090	9	
6	630	Adrian Lorenz	DEU	CV Performance Group	DEU	NKA16728 BIC38321	KR/IAME/Komet	9	45.314	0.123	8	
7	626	Ben Gallert	DEU	RMW Motorsport	DEU	ITF38862 KBF12143	OTK/IAME/Komet	11	45.327	0.136	8	
8	605	Lars Ramaer	DEU	SIM-ON	DEU	NKA24939 KBF39246	Kosmic/IAME/Komet	9	45.354	0.163	9	
9	617	Noah Daniel Nölken	DEU	DUTT MOTORSP. by FENSTER.COM	LUX	ITG43454 K867	Tony Kart/IAME/Komet	9	45.362	0.171	6	
10	624	Noah Beckmann	DEU	RMW Motorsport	DEU	NKA12374 KBF39010	OTK/IAME/Komet	8	45.413	0.222	7	
11	693	Tom Wickop	DEU	DUTT MOTORSP. by FENSTER.COM	LUX	NKA16371 BICK867	T.B.A./IAME/Komet	7	45.442	0.251	6	
12	608	Elias Tittus	DEU	MSC-Langenfeld e. V. im ADAC DUTT MOTORSP. by FENSTER.COM	LUX	ITG26232 K867	Tony Kart/IAME/Komet	13	45.484	0.293	12	
13	661	Lenn Abbas	DEU	TB Racing Team	DEU	ITG42712 KBF38262	KR/IAME/Komet	8	45.504	0.313	8	
14	699	Lenn Göckmann	DEU	ADAC Hessen-Thüringen e.V. Ebert Motorsport	DEU	NKA12140 KBF38528	LN/IAME/Komet	12	45.528	0.337	9	
15	684	Ben Götz	DEU	CV Performance Group	DEU	ITG39655 BIF38321	KR/IAME/Komet	9	45.562	0.371	6	
16	633	Lukas Roos	DEU	SIM-ON	DEU	NKA26175 KBF39246	Kosmic/IAME/Komet	9	45.597	0.406	9	
17	616	Noah Schmitt	DEU	AT Motorsport	DEU	ITG39703 KBF38996	Exprit/IAME/Komet	9	45.635	0.444	6	
18	615	Emilio Bernd	DEU	EB-Sportpromotion	DEU	ITG36776 IDC39462	KR/IAME/Komet	11	45.693	0.502	11	
19	677	Moritz Weber	DEU	CV Performance Group	DEU	ITF39714 BIC38321	KR/IAME/Komet	9	45.716	0.525	9	
20	612	Semir Velija	DEU	Lanani Racing Team	DEU	NKA26111 KBF17166	KR/IAME/Komet	9	45.728	0.537	9	
21	660	Maxi Eigner	DEU	TR Motorsport	DEU	ITG44649 KBF23400	Mach1/IAME/Komet	9	45.837	0.646	8	
22	705	Gregory Koblitschek	DEU	KSL Racing Team	DEU	15403 KBF43831	Alonso/IAME/Komet	11	45.928	0.737	9	
23	678	Noah Diewold	DEU	ADAC Südbaden e.V. Dörr Motorsport	DEU	ITG24933 BIF38420	KR/IAME/Komet	9	45.968	0.777	9	
24	614	Julian Bub	DEU	Dörr Motorsport	DEU	ITG38373 BIC38420	KR/IAME/Komet	11	45.974	0.783	6	
25	676	Fabian Burgstahler	DEU	ADAC Württemberg e.V. Stern Motorsport	DEU	NKA38363 KBF38195	KR/IAME/Komet	9	45.983	0.792	9	
26	621	Finley Hölzel	DEU	ADAC Niedersachsen/ Sachsen-Anhalt e.V.	DEU	NKA41923 BIC38443	Maranello/IAME/Komet	11	46.013	0.822	11	
27	666	Valentin Knödel	DEU	Kartshop Ampfing	DEU	NKA39340 BIF25142	Drago Corse/IAME/Komet	11	46.169	0.978	10	
28	623	Charlotte Tille	DEU	NEES RACING	DEU	ITG38871 KBF38362	KR/IAME/Komet	11	46.180	0.989	5	
29	706	Oguzhan Saylik	DEU	LAREA GT1RACING	DEU	NKA41380 KBF39725	Kosmic/IAME /Komet	10	46.240	1.049	8	
30	606	Manuel Lettner	DEU	Kartshop Ampfing	DEU	NKA38527 BIC25142	Drago Corse/IAME/Komet	12	46.285	1.094	11	
31	680	Tobias Hinterstoiber	DEU	Ebert Motorsport	DEU	ITG39211 KBF38528	LN/IAME/Komet	11	46.725	1.534	10	

Timekeeper
M.Riehmers

Race Director
H.Seidel



INT. ADAC Kartrennen Kerpen

X30 JUNIOR

Erftlandring Kerpen 1,110 Km

Free Practice

20.07.2024 09:05

Practice (10:00 Time) started at 9:05:00

Lap	Time of Day	Lap Tm	Diff	S1 Tm	S2 Tm	S3 Tm
(637) Jan Alessio Stutz						
1	9:09:15.287	54.038	+8.847	17.836	23.372	12.830
2	9:10:02.656	47.369	+2.178	14.261	20.777	12.331
3	9:10:48.644	45.988	+0.797	13.627	20.359	12.002
4	9:11:34.219	45.575	+0.384	13.561	20.089	11.925
5	9:12:19.554	45.335	+0.144	13.436	20.035	11.864
6	9:13:04.924	45.370	+0.179	13.404	20.105	11.861
7	9:13:50.392	45.468	+0.277	13.350	20.202	11.916
8	9:14:35.680	45.288	+0.097	13.348	20.086	11.854
9	9:15:20.871	45.191		13.358	19.920	11.913

Lap	Time of Day	Lap Tm	Diff	S1 Tm	S2 Tm	S3 Tm
(626) Ben Gallert						
1	9:07:26.111	51.530	+6.203	16.609	22.226	12.695
2	9:08:13.160	47.049	+1.722	14.254	20.604	12.191
3	9:09:00.747	47.587	+2.260	13.656	21.417	12.514
4	9:09:48.258	47.511	+2.184	14.261	20.884	12.366
5	9:10:34.232	45.974	+0.647	13.731	20.175	12.068
6	9:11:19.827	45.595	+0.268	13.485	20.235	11.875
7	9:12:05.502	45.675	+0.348	13.622	20.113	11.940
8	9:12:50.829	45.327		13.402	20.047	11.878
9	9:13:37.959	47.130	+1.803	13.782	21.302	12.046
10	9:14:23.672	45.713	+0.386	13.513	20.252	11.948
11	9:15:09.122	45.450	+0.123	13.474	20.089	11.887

Lap	Time of Day	Lap Tm	Diff	S1 Tm	S2 Tm	S3 Tm
(628) Konstantin Titze						
1	9:06:27.119	54.058	+8.853	17.239	23.186	13.633
2	9:07:15.063	47.944	+2.739	14.247	20.943	12.754
3	9:08:01.944	46.881	+1.676	14.322	20.416	12.143
4	9:08:48.508	46.564	+1.359	14.202	20.269	12.093
5	9:09:34.345	45.837	+0.632	13.586	20.224	12.027
6	9:10:20.139	45.794	+0.589	13.683	20.148	11.963
7	9:11:05.586	45.447	+0.242	13.417	20.031	11.999
8	9:11:51.096	45.510	+0.305	13.398	20.189	11.923
9	9:12:36.762	45.666	+0.461	13.374	20.146	12.146
10	9:13:22.152	45.390	+0.185	13.353	20.063	11.974
11	9:14:07.357	45.205		13.386	19.944	11.875
12	9:14:52.654	45.297	+0.092	13.382	20.013	11.902
13	9:15:39.340	46.686	+1.481	13.327	20.087	13.272

Lap	Time of Day	Lap Tm	Diff	S1 Tm	S2 Tm	S3 Tm
(605) Lars Ramaer						
1	9:08:53.403	52.739	+7.385	17.265	22.515	12.959
2	9:09:43.251	49.848	+4.494	16.357	21.063	12.428
3	9:10:29.639	46.388	+1.034	13.761	20.392	12.235
4	9:11:15.492	45.853	+0.499	13.607	20.262	11.984
5	9:12:01.003	45.511	+0.157	13.472	20.151	11.888
6	9:12:46.458	45.455	+0.101	13.407	20.079	11.969
7	9:13:32.146	45.688	+0.334	13.549	20.063	12.076
8	9:14:18.091	45.945	+0.591	13.567	20.564	11.814
9	9:15:03.445	45.354		13.399	20.104	11.851

Lap	Time of Day	Lap Tm	Diff	S1 Tm	S2 Tm	S3 Tm
(622) Marius Bonconseil						
1	9:06:25.870	54.552	+9.339	18.425	22.925	13.202
2	9:07:14.974	49.104	+3.891	14.586	21.206	13.312
3	9:08:01.719	46.745	+1.532	14.136	20.483	12.126
4	9:08:48.051	46.332	+1.119	14.158	20.228	11.946
5	9:09:33.802	45.751	+0.538	13.538	20.100	12.113
6	9:10:19.152	45.350	+0.137	13.430	20.031	11.889
7	9:11:04.477	45.325	+0.112	13.463	19.987	11.875
8	9:11:49.762	45.285	+0.072	13.391	19.982	11.912
9	9:12:36.314	46.552	+1.339	13.360	21.224	11.968
10	9:13:21.788	45.474	+0.261	13.469	19.996	12.009
11	9:14:07.068	45.280	+0.067	13.396	20.047	11.837
12	9:14:52.281	45.213		13.377	19.992	11.844
13	9:15:37.708	45.427	+0.214	13.345	20.081	12.001

Lap	Time of Day	Lap Tm	Diff	S1 Tm	S2 Tm	S3 Tm
(617) Noah Daniel Nölkén						
1	9:08:58.655	55.538	+10.276	17.418	24.932	13.288
2	9:09:46.798	48.143	+2.781	14.443	21.208	12.492
3	9:10:33.518	46.720	+1.358	13.921	20.657	12.142
4	9:11:19.384	45.866	+0.504	13.586	20.314	11.966
5	9:12:04.894	45.510	+0.148	13.434	20.136	11.940
6	9:12:50.256	45.362		13.307	20.139	11.916
7	9:13:35.881	45.625	+0.263	13.385	20.088	12.152
8	9:14:21.280	45.399	+0.037	13.379	20.032	11.988
9	9:15:06.738	45.458	+0.096	13.493	20.108	11.857

Lap	Time of Day	Lap Tm	Diff	S1 Tm	S2 Tm	S3 Tm
(610) Lias Erbersdobler						
1	9:08:56.639	54.378	+9.139	17.073	23.952	13.353
2	9:09:45.028	48.389	+3.150	14.400	21.322	12.667
3	9:10:31.531	46.503	+1.264	13.841	20.550	12.112
4	9:11:17.298	45.767	+0.528	13.574	20.225	11.968
5	9:12:03.052	45.754	+0.515	13.480	20.345	11.929
6	9:12:48.642	45.590	+0.351	13.419	20.198	11.973
7	9:13:34.890	46.248	+1.009	14.060	20.229	11.959
8	9:14:20.129	45.239		13.326	20.000	11.913
9	9:15:05.445	45.316	+0.077	13.455	19.986	11.875

Lap	Time of Day	Lap Tm	Diff	S1 Tm	S2 Tm	S3 Tm
(624) Noah Beckmann						
1	9:07:25.794	51.859	+6.446	16.566	22.623	12.670
2	9:08:12.894	47.100	+1.687	14.211	20.724	12.165
3	9:09:00.637	47.743	+2.330	13.744	21.499	12.500
4	9:09:48.128	47.491	+2.078	14.166	20.996	12.329
5	9:10:34.025	45.897	+0.484	13.734	20.238	11.925
6	9:11:19.682	45.657	+0.244	13.560	20.219	11.878
7	9:12:05.095	45.413		13.463	20.139	11.811
8	9:12:50.559	45.464	+0.051	13.340	20.233	11.891

Lap	Time of Day	Lap Tm	Diff	S1 Tm	S2 Tm	S3 Tm
(611) Joelina Denzel						
1	9:08:56.901	55.873	+10.592	17.381	25.034	13.458
2	9:09:45.263	48.362	+3.081	14.434	21.241	12.687
3	9:10:31.951	46.688	+1.407	13.900	20.676	12.112
4	9:11:18.010	46.059	+0.778	13.555	20.435	12.069
5	9:12:03.630	45.620	+0.339	13.380	20.334	11.906
6	9:12:49.272	45.642	+0.361	13.471	20.262	11.909
7	9:13:35.362	46.090	+0.809	13.624	20.176	12.290
8	9:14:20.662	45.300	+0.019	13.358	20.078	11.864
9	9:15:05.943	45.281		13.322	20.037	11.922

Lap	Time of Day	Lap Tm	Diff	S1 Tm	S2 Tm	S3 Tm
(693) Tom Wickop						
1	9:09:00.290	51.787	+6.345	16.518	22.242	13.027
2	9:09:47.841	47.551	+2.109	14.343	20.962	12.246
3	9:10:33.766	45.925	+0.483	13.695	20.252	11.978
4	9:11:19.602	45.836	+0.394	13.592	20.176	12.068
5	9:12:05.279	45.677	+0.235	13.742	20.076	11.859
6	9:12:50.721	45.442		13.499	20.046	11.897
7	9:14:47.825	1:57.104	+1:11.662	13.636	24.159	1:19.309

Lap	Time of Day	Lap Tm	Diff	S1 Tm	S2 Tm	S3 Tm
(630) Adrian Lorenz						
1	9:09:02.387	54.414	+9.100	17.539	23.483	13.392
2	9:09:50.884	48.497	+3.183	14.843	21.153	12.501
3	9:10:37.581	46.697	+1.383	13.766	20.653	12.278
4	9:11:23.334	45.753	+0.439	13.538	20.207	12.008
5	9:12:08.818	45.484	+0.170	13.447	20.120	11.917
6	9:12:54.274	45.456	+0.142	13.458	20.055	11.943
7	9:13:39.748	45.474	+0.160	13.368	20.122	11.984
8	9:14:25.062	45.314		13.377	20.044	11.893
9	9:15:10.520	45.458	+0.144	13.380	20.140	11.938

Lap	Time of Day	Lap Tm	Diff	S1 Tm	S2 Tm	S3 Tm
(608) Elias Tittus						
1	9:06:18.129	51.706	+6.222	16.787	22.239	12.680
2	9:07:05.253	47.124	+1.640	14.095	20.654	12.375
3	9:07:51.654	46.401	+0.917	13.797	20.384	12.220
4	9:08:37.682	46.028	+0.544	13.785	20.270	11.973
5	9:09:23.808	46.126	+0.642	13.670	20.176	12.280
6	9:10:09.593	45.785	+0.301	13.646	20.180	11.959
7	9:10:55.192	45.599	+0.115	13.572	20.081	11.946
8	9:11:40.757	45.565	+0.081	13.531	20.074	11.960
9	9:12:26.494	45.737	+0.253	13.573	20.172	11.992
10	9:13:12.151	45.657	+0.173	13.557	20.149	11.951
11	9:13:57.742	45.591	+0.107	13.500	20.171	11.920
12	9:14:43.226	45.484		13.469	20.142	11.873
1						

INT. ADAC Kartrennen Kerpen

X30 JUNIOR

Erftlandring Kerpen 1,110 Km

Free Practice

20.07.2024 09:05

Practice (10:00 Time) started at 9:05:00

Lap	Time of Day	Lap Tm	Diff	S1 Tm	S2 Tm	S3 Tm
4	9:12:37.841	52.461	+6.957	16.612	22.652	13.197
5	9:13:25.066	47.225	+1.721	14.165	20.773	12.287
6	9:14:11.021	45.955	+0.451	13.632	20.316	12.007
7	9:14:56.693	45.672	+0.168	13.618	20.068	11.986
8	9:15:42.197	45.504		13.539	20.030	11.935
(699) Lenn Göckmann						
1	9:06:49.645	54.226	+8.698	17.694	23.148	13.384
2	9:07:38.646	49.001	+3.473	14.817	21.412	12.772
3	9:08:25.870	47.224	+1.696	14.123	20.686	12.415
4	9:09:13.529	47.659	+2.131	13.953	21.374	12.332
5	9:09:59.987	46.458	+0.930	13.844	20.429	12.185
6	9:10:45.970	45.983	+0.455	13.649	20.236	12.098
7	9:11:31.836	45.866	+0.338	13.714	20.133	12.019
8	9:12:17.600	45.764	+0.236	13.624	20.128	12.012
9	9:13:03.128	45.523		13.565	20.020	11.943
10	9:13:48.954	45.826	+0.298	13.567	20.184	12.075
11	9:14:34.918	45.964	+0.436	13.532	20.141	12.291
12	9:15:20.617	45.699	+0.171	13.535	20.160	12.004
(684) Ben Götz						
1	9:09:01.781	54.933	+9.371	17.052	23.202	14.679
2	9:09:50.582	48.801	+3.239	15.045	21.444	12.312
3	9:10:37.753	47.171	+1.609	13.940	21.025	12.206
4	9:11:23.906	46.153	+0.591	13.657	20.428	12.068
5	9:12:09.739	45.833	+0.271	13.539	20.278	12.016
6	9:12:55.301	45.562		13.415	20.111	12.036
7	9:13:46.012	50.711	+5.149	17.018	21.168	12.525
8	9:14:31.687	45.675	+0.113	13.504	20.254	11.917
9	9:15:17.289	45.602	+0.040	13.510	20.219	11.873
(633) Lukas Roos						
1	9:08:59.545	59.106	+13.509	17.650	28.130	13.326
2	9:09:48.732	49.187	+3.590	14.467	22.093	12.627
3	9:10:35.734	47.002	+1.405	14.108	20.739	12.155
4	9:11:22.378	46.644	+1.047	13.733	20.784	12.127
5	9:12:08.254	45.876	+0.279	13.572	20.253	12.051
6	9:12:54.106	45.852	+0.255	13.519	20.279	12.054
7	9:13:40.109	46.003	+0.406	13.710	20.238	12.055
8	9:14:25.761	45.652	+0.055	13.428	20.238	11.986
9	9:15:11.358	45.597		13.459	20.211	11.927
(616) Noah Schmitt						
1	9:09:02.844	55.424	+9.789	17.475	24.552	13.397
2	9:09:51.268	48.424	+2.789	14.695	21.052	12.677
3	9:10:38.001	46.733	+1.098	13.746	20.615	12.372
4	9:11:25.452	47.451	+1.816	13.727	20.340	13.384
5	9:12:12.125	46.673	+1.038	14.009	20.169	12.495
6	9:12:57.760	45.635		13.544	20.132	11.959
7	9:13:43.478	45.718	+0.083	13.425	20.254	12.039
8	9:14:29.315	45.837	+0.202	13.571	20.046	12.220
9	9:15:15.459	46.144	+0.509	13.883	20.331	11.930
(615) Emilio Bernd						
1	9:07:14.906	56.895	+11.202	17.191	24.684	15.020
2	9:08:04.935	50.029	+4.336	15.730	21.758	12.541
3	9:08:54.158	49.223	+3.530	14.667	22.246	12.310
4	9:09:40.822	46.664	+0.971	13.961	20.496	12.207
5	9:10:26.986	46.164	+0.471	13.669	20.357	12.138
6	9:11:12.877	45.891	+0.198	13.616	20.206	12.069
7	9:11:58.936	46.059	+0.366	13.637	20.286	12.136
8	9:12:44.759	45.823	+0.130	13.560	20.168	12.095
9	9:13:30.590	45.831	+0.138	13.594	20.180	12.057
10	9:14:16.403	45.813	+0.120	13.549	20.261	12.003
11	9:15:02.096	45.693		13.520	20.137	12.036
(677) Moritz Weber						
1	9:08:57.704	54.151	+8.435	17.241	23.969	12.941
2	9:09:45.486	47.782	+2.066	14.265	21.092	12.425
3	9:10:32.203	46.717	+1.001	13.935	20.554	12.228
4	9:11:18.369	46.166	+0.450	13.725	20.362	12.079
5	9:12:04.336	45.967	+0.251	13.611	20.266	12.090
6	9:12:50.098	45.762	+0.046	13.554	20.185	12.023
7	9:13:36.276	46.178	+0.462	13.840	20.273	12.065

Lap	Time of Day	Lap Tm	Diff	S1 Tm	S2 Tm	S3 Tm
8	9:14:22.264	45.988	+0.272	13.510	20.264	12.214
9	9:15:07.980	45.716		13.550	20.146	12.020
(612) Semir Velija						
1	9:08:46.971	52.845	+7.117	16.954	22.738	13.153
2	9:09:35.735	48.764	+3.036	15.009	21.237	12.518
3	9:10:22.591	46.856	+1.128	13.875	20.799	12.182
4	9:11:10.291	47.700	+1.972	13.666	20.669	13.365
5	9:12:00.358	50.067	+4.339	16.669	21.222	12.176
6	9:12:46.227	45.869	+0.141	13.580	20.277	12.012
7	9:13:32.417	46.190	+0.462	13.644	20.590	11.956
8	9:14:18.473	46.056	+0.328	13.660	20.345	12.051
9	9:15:04.201	45.728		13.567	20.225	11.936
(660) Maxi Eigner						
1	9:08:59.866	54.397	+8.560	17.437	23.618	13.342
2	9:09:48.040	48.174	+2.337	14.567	21.282	12.325
3	9:10:39.505	51.465	+5.628	16.622	22.627	12.216
4	9:11:25.427	45.922	+0.085	13.538	20.428	11.956
5	9:12:11.360	45.933	+0.096	13.656	20.345	11.932
6	9:12:57.336	45.976	+0.139	13.556	20.407	12.013
7	9:13:43.302	45.966	+0.129	13.484	20.438	12.044
8	9:14:29.139	45.837		13.468	20.175	12.194
9	9:15:15.001	45.862	+0.025	13.489	20.446	11.927
(705) Gregory Koblitcschek						
1	9:06:48.494	54.720	+8.792	18.013	23.242	13.465
2	9:07:36.768	48.274	+2.346	14.821	21.032	12.421
3	9:08:23.934	47.166	+1.238	14.209	20.684	12.273
4	9:09:11.756	47.822	+1.894	14.891	20.664	12.267
5	9:09:58.136	46.380	+0.452	13.947	20.317	12.116
6	9:10:44.396	46.260	+0.332	13.839	20.297	12.124
7	9:11:30.437	46.041	+0.113	13.777	20.286	11.978
8	9:12:16.383	45.946	+0.018	13.681	20.253	12.012
9	9:13:02.311	45.928		13.721	20.181	12.026
10	9:13:48.336	46.025	+0.097	13.722	20.198	12.105
11	9:15:13.666	1:25.330	+39.402	13.758	20.316	51.256
(678) Noah Diewold						
1	9:07:15.161	56.092	+10.124	16.754	24.505	14.833
2	9:08:05.828	50.667	+4.699	15.875	21.669	13.123
3	9:08:54.501	48.673	+2.705	14.235	22.106	12.332
4	9:09:41.276	46.775	+0.807	14.063	20.548	12.164
5	9:10:27.313	46.037	+0.069	13.657	20.330	12.050
6	9:11:13.371	46.058	+0.090	13.581	20.455	12.022
7	9:11:59.636	46.265	+0.297	13.779	20.443	12.043
8	9:12:46.028	46.392	+0.424	14.096	20.329	11.967
9	9:13:31.996	45.968		13.674	20.314	11.980
(614) Julian Bub						
1	9:07:15.002	56.471	+10.497	16.891	24.664	14.916
2	9:08:05.199	50.197	+4.223	15.725	21.763	12.709
3	9:08:54.328	49.129	+3.155	14.641	22.110	12.378
4	9:09:41.474	47.146	+1.172	14.095	20.791	12.260
5	9:10:27.604	46.130	+0.156	13.708	20.419	12.003
6	9:11:13.578	45.974		13.661	20.204	12.109
7	9:11:59.785	46.207	+0.233	13.740	20.501	11.966
8	9:12:45.813	46.028	+0.054	13.722	20.284	12.022
9	9:13:31.830	46.017	+0.043	13.579	20.447	11.991
10	9:14:18.318	46.488	+0.514	14.040	20.473	11.975
11	9:15:04.479	46.161	+0.187	13.830	20.265	12.066
(676) Fabian Burgstahler						
1	9:09:16.036	54.287	+8.304	17.616	23.674	12.997
2	9:10:04.375	48.339	+2.356	14.415	21.272	12.652
3	9:10:51.313	46.938	+0.955	13.928	20.719	12.291
4	9:11:37.923	46.610	+0.627	13.780	20.611	12.219
5	9:12:24.323	46.400	+0.417	13.750	20.442	12.208
6	9:13:10.625	46.302	+0.319	13.652	20.490	12.160
7	9:13:56.689	46.064	+0.081	13.592	20.401	12.071
8	9:14:42.829	46.140	+0.157	13.614	20.392	12.134
9	9:15:28.812	45.983		13.551	20.326	12.106
(621) Finley Hölzel						



INT. ADAC Kartrennen Kerpen

X30 JUNIOR

Erftlandring Kerpen 1,110 Km

Free Practice

20.07.2024 09:05

Practice (10:00 Time) started at 9:05:00

Lap	Time of Day	Lap Tm	Diff	S1 Tm	S2 Tm	S3 Tm	Lap	Time of Day	Lap Tm	Diff	S1 Tm	S2 Tm	S3 Tm
1	9:06:33.461	56.023	+10.010	17.536	23.932	14.555	10	9:14:29.002	46.725		13.706	20.653	12.366
2	9:07:24.992	51.531	+5.518	15.945	22.080	13.506	11	9:15:16.043	47.041	+0.316	14.125	20.694	12.222
3	9:08:14.556	49.564	+3.551	15.748	21.028	12.788							
4	9:09:02.484	47.928	+1.915	13.766	20.825	13.337							
5	9:09:49.136	46.652	+0.639	13.894	20.426	12.332							
6	9:10:35.982	46.846	+0.833	13.861	20.719	12.266							
7	9:11:22.279	46.297	+0.284	13.643	20.509	12.145							
8	9:12:08.562	46.283	+0.270	13.838	20.363	12.082							
9	9:12:55.137	46.575	+0.562	13.927	20.330	12.318							
10	9:13:41.605	46.468	+0.455	13.585	20.267	12.616							
11	9:14:27.618	46.013		13.565	20.356	12.092							

(666) Valentin Knödel

1	9:06:16.005	55.728	+9.559	17.702	23.538	14.488
2	9:07:06.138	50.133	+3.964	15.168	21.789	13.176
3	9:07:53.856	47.718	+1.549	14.183	21.154	12.381
4	9:08:40.773	46.917	+0.748	13.769	20.726	12.422
5	9:09:27.213	46.440	+0.271	13.754	20.482	12.204
6	9:10:13.583	46.370	+0.201	13.705	20.589	12.076
7	9:10:59.812	46.229	+0.060	13.650	20.425	12.154
8	9:12:47.576	1:47.764	+1:01.595	13.588	20.391	1:13.785
9	9:13:38.458	50.882	+4.713	17.041	21.518	12.323
10	9:14:24.627	46.169		13.677	20.347	12.145
11	9:15:10.957	46.330	+0.161	13.637	20.715	11.978

(623) Charlotte Tille

1	9:06:18.057	52.916	+6.736	17.161	22.536	13.219
2	9:07:06.218	48.161	+1.981	14.514	21.009	12.638
3	9:07:53.559	47.341	+1.161	14.289	20.748	12.304
4	9:08:39.831	46.272	+0.092	13.698	20.430	12.144
5	9:09:26.011	46.180		13.570	20.433	12.177
6	9:10:12.317	46.306	+0.126	13.690	20.400	12.216
7	9:10:58.682	46.365	+0.185	13.628	20.292	12.445
8	9:12:46.931	1:48.249	+1:02.069	14.173	20.514	1:13.562
9	9:13:35.761	48.830	+2.650	15.357	20.742	12.731
10	9:14:22.118	46.357	+0.177	13.715	20.350	12.292
11	9:15:08.498	46.380	+0.200	13.815	20.356	12.209

(706) Oguzhan Saylik

1	9:06:23.456	53.257	+7.017	17.024	23.031	13.202
2	9:07:12.200	48.744	+2.504	14.447	21.643	12.654
3	9:08:00.108	47.908	+1.668	14.163	21.239	12.506
4	9:08:47.089	46.981	+0.741	13.816	20.718	12.447
5	9:09:34.089	47.000	+0.760	13.854	20.761	12.385
6	9:10:21.057	46.968	+0.728	14.218	20.627	12.123
7	9:11:07.366	46.309	+0.069	13.627	20.428	12.254
8	9:11:53.606	46.240		13.607	20.380	12.253
9	9:12:39.872	46.266	+0.026	13.645	20.448	12.173
10	9:13:26.202	46.330	+0.090	13.639	20.450	12.241

(606) Manuel Lettner

1	9:06:15.946	54.591	+8.306	17.632	23.102	13.857
2	9:07:04.231	48.285	+2.000	14.527	21.119	12.639
3	9:07:51.513	47.282	+0.997	14.050	20.953	12.279
4	9:08:38.488	46.975	+0.690	14.289	20.569	12.117
5	9:09:24.978	46.490	+0.205	13.800	20.521	12.169
6	9:10:11.523	46.545	+0.260	13.740	20.646	12.159
7	9:10:58.203	46.680	+0.395	13.813	20.537	12.330
8	9:12:27.848	1:29.645	+43.360	13.779	20.448	55.418
9	9:13:14.848	47.000	+0.715	14.417	20.415	12.168
10	9:14:01.499	46.651	+0.366	13.837	20.571	12.243
11	9:14:47.784	46.285		13.719	20.344	12.222
12	9:15:34.209	46.425	+0.140	13.794	20.497	12.134

(680) Tobias Hinterstoißer

1	9:06:33.624	1:01.346	+14.621	17.635	23.078	20.633
2	9:07:23.234	49.610	+2.885	15.387	21.370	12.853
3	9:08:10.807	47.573	+0.848	14.214	20.900	12.459
4	9:09:00.541	49.734	+3.009	14.367	22.248	13.119
5	9:09:49.062	48.521	+1.796	14.767	21.061	12.693
6	9:11:20.327	1:31.265	+44.540	14.115	20.723	56.427
7	9:12:08.144	47.817	+1.092	14.572	20.891	12.354
8	9:12:55.013	46.869	+0.144	13.919	20.638	12.312
9	9:13:42.277	47.264	+0.539	13.866	20.590	12.808



X30 JUNIOR

Qualifying Practice

Track length: 1.110 Km


Session Started: 11:08:59

Best Lap by: 615 - Emilio Bernd - 45.168

Rank	#	Driver	Nat	Sponsor Entrant	Nat	License E-License	Make	laps	Best Lap	Diff	In Lap	Penalty
1	615	Emilio Bernd	DEU	EB-Sportpromotion	DEU	ITG36776 IDC39462	KR/IAME/Komet	8	45.168		8	
2	622	Marius Bonconseil	DEU	Ebert Motorsport	DEU	NKA41072 KBF38528	OTK/IAME/Komet	8	45.184	0.016	5	
3	605	Lars Ramaer	DEU	SIM-ON	DEU	NKA24939 KBF39246	Kosmic/IAME/Komet	7	45.222	0.054	6	
4	628	Konstantin Titze	DEU	Ebert Motorsport	DEU	ITG36957 KBF38528	LN/IAME/Komet	8	45.272	0.104	5	
5	608	Elias Tittus	DEU	MSC-Langenfeld e. V. im ADAC DUTT MOTORSP. by FENSTER.COM	LUX	ITG26232 K867	Tony Kart/IAME/Komet	8	45.289	0.121	5	
6	633	Lukas Roos	DEU	SIM-ON	DEU	NKA26175 KBF39246	Kosmic/IAME/Komet	6	45.318	0.150	4	
7	693	Tom Wickop	DEU	DUTT MOTORSP. by FENSTER.COM	LUX	NKA16371 BICK867	T.B.A./IAME/Komet	8	45.323	0.155	8	
8	637	Jan Alessio Stutz	DEU	ADAC Pfalz e.V. Stern Motorsport	DEU	NKA39928 KBF38195	KR/IAME/Komet	8	45.328	0.160	6	
9	661	Lenn Abbas	DEU	TB Racing Team	DEU	ITG42712 KBF38262	KR/IAME/Komet	7	45.333	0.165	4	
10	612	Semir Velija	DEU	Lanari Racing Team	DEU	NKA26111 KBF17166	KR/IAME/Komet	7	45.359	0.191	7	
11	610	Lias Erbersdobler	DEU	ADAC Berlin-Brandenburg e.V. SIM-ON	DEU	NKA12150 BIF38321	Kosmic/IAME/Komet	7	45.378	0.210	6	
12	630	Adrian Lorenz	DEU	CV Performance Group	DEU	NKA16728 BIC38321	KR/IAME/Komet	8	45.404	0.236	8	
13	617	Noah Daniel Nölken	DEU	DUTT MOTORSP. by FENSTER.COM	LUX	ITG43454 K867	Tony Kart/IAME/Komet	8	45.436	0.268	8	
14	684	Ben Götz	DEU	CV Performance Group	DEU	ITG39655 BIF38321	KR/IAME/Komet	8	45.449	0.281	8	
15	623	Charlotte Tille	DEU	NEES RACING	DEU	ITG38871 KBF38362	KR/IAME/Komet	8	45.465	0.297	5	
16	626	Ben Gallert	DEU	RMW Motorsport	DEU	ITF38862 KBF12143	OTK/IAME/Komet	7	45.559	0.391	6	
17	705	Gregory Koblitschek	DEU	KSL Racing Team	DEU	15403 KBF43831	Alonso/IAME/Komet	8	45.562	0.394	5	
18	660	Maxi Eigner	DEU	TR Motorsport	DEU	ITG44649 KBF23400	Mach1/IAME/Komet	8	45.564	0.396	6	
19	611	Joelina Denzel	DEU	AMC Ehingen e.V. SIM-ON	DEU	ITG38907 BIC39246	Kosmic/IAME/Komet	7	45.588	0.420	4	
20	676	Fabian Burgstahler	DEU	ADAC Württemberg e.V. Stern Motorsport	DEU	NKA38363 KBF38195	KR/IAME/Komet	8	45.641	0.473	4	
21	616	Noah Schmitt	DEU	AT Motorsport	DEU	ITG39703 KBF38996	Exprit/IAME/Komet	8	45.669	0.501	4	
22	699	Lenn Göckmann	DEU	ADAC Hessen-Thüringen e.V. Ebert Motorsport	DEU	NKA12140 KBF38528	LN/IAME/Komet	8	45.675	0.507	5	
23	621	Finley Hölzel	DEU	ADAC Niedersachsen/ Sachsen-Anhalt e.V.	DEU	NKA41923 BIC38443	Maranello/IAME/Komet	8	45.688	0.520	4	
24	624	Noah Beckmann	DEU	RMW Motorsport	DEU	NKA12374 KBF39010	OTK/IAME/Komet	8	45.715	0.547	4	
25	677	Moritz Weber	DEU	CV Performance Group	DEU	ITF39714 BIC38321	KR/IAME/Komet	8	45.732	0.564	5	
26	666	Valentin Knödel	DEU	Kartshop Ampfing	DEU	NKA39340 BIF25142	Drago Corse/IAME/Komet	8	45.839	0.671	8	
27	614	Julian Bub	DEU	Dörr Motorsport	DEU	ITG38373 BIC38420	KR/IAME/Komet	8	45.909	0.741	6	
28	678	Noah Diewold	DEU	ADAC Südbaden e.V. Dörr Motorsport	DEU	ITG24933 BIF38420	KR/IAME/Komet	8	45.924	0.756	5	
29	606	Manuel Lettner	DEU	Kartshop Ampfing	DEU	NKA38527 BIC25142	Drago Corse/IAME/Komet	8	46.069	0.901	5	
30	680	Tobias Hinterstoßer	DEU	Ebert Motorsport	DEU	ITG39211 KBF38528	LN/IAME/Komet	8	46.097	0.929	8	
31	706	Oguzhan Saylik	DEU	LAREA GT1RACING	DEU	NKA41380 KBF39725	Kosmic/IAME /Komet	7	46.331	1.163	7	

Timekeeper
M.Riehmers

Race Director
H.Seidel



INT. ADAC Kartrennen Kerpen

X30 JUNIOR

Erftlandring Kerpen 1,110 Km

Qualifying Practice

20.07.2024 11:09

Qualifying (6:00 Time) started at 11:08:59

Lap	Time of Day	Lap Tm	Diff	S1 Tm	S2 Tm	S3 Tm
(615) Emilio Bernd						
1	11:10:02.160	50.506	+5.338	16.450	21.596	12.460
2	11:10:49.324	47.164	+1.996	13.923	20.879	12.362
3	11:11:35.360	46.036	+0.868	13.680	20.260	12.096
4	11:12:21.247	45.887	+0.719	13.461	20.164	12.262
5	11:13:06.748	45.501	+0.333	13.393	20.106	12.002
6	11:13:52.823	46.075	+0.907	14.073	20.073	11.929
7	11:14:38.094	45.271	+0.103	13.386	19.972	11.913
8	11:15:23.262	45.168		13.279	19.992	11.897

(622) Marius Bonconseil						
1	11:10:00.988	49.897	+4.713	15.378	21.696	12.823
2	11:10:48.085	47.097	+1.913	13.974	20.631	12.492
3	11:11:33.753	45.668	+0.484	13.593	20.107	11.968
4	11:12:19.022	45.269	+0.085	13.374	19.986	11.909
5	11:13:04.206	45.184		13.350	20.005	11.829
6	11:13:49.438	45.232	+0.048	13.354	19.991	11.887
7	11:14:34.720	45.282	+0.098	13.305	20.018	11.959
8	11:15:21.963	45.243	+0.059	13.299	20.031	11.913

(605) Lars Ramaer						
1	11:10:46.919	49.863	+4.641	15.277	21.975	12.611
2	11:11:33.519	46.600	+1.378	13.894	20.363	12.343
3	11:12:20.108	46.589	+1.367	14.369	20.249	11.971
4	11:13:05.521	45.413	+0.191	13.467	20.096	11.850
5	11:13:50.839	45.318	+0.096	13.434	20.065	11.819
6	11:14:36.061	45.222		13.356	20.046	11.820
7	11:15:21.397	45.336	+0.114	13.324	20.094	11.918

(628) Konstantin Titze						
1	11:10:01.707	49.659	+4.387	15.517	21.458	12.684
2	11:10:49.794	48.087	+2.815	14.285	21.233	12.569
3	11:11:37.911	48.117	+2.845	13.762	21.317	13.038
4	11:12:23.586	45.675	+0.403	13.505	20.129	12.041
5	11:13:08.858	45.272		13.375	19.980	11.917
6	11:13:54.687	45.829	+0.557	13.321	20.150	12.358
7	11:14:43.937	49.250	+3.978	13.350	23.737	12.163
8	11:15:29.355	45.418	+0.146	13.438	20.064	11.916

(608) Elias Tittus						
1	11:10:02.449	49.620	+4.331	15.717	21.523	12.380
2	11:10:49.873	47.424	+2.135	14.251	20.704	12.469
3	11:11:36.121	46.248	+0.959	13.889	20.351	12.008
4	11:12:21.768	45.647	+0.358	13.590	20.122	11.935
5	11:13:07.057	45.289		13.401	20.021	11.867
6	11:13:52.434	45.377	+0.088	13.368	20.065	11.944
7	11:14:37.819	45.385	+0.096	13.390	20.079	11.916
8	11:15:23.430	45.611	+0.322	13.430	20.229	11.952

(633) Lukas Roos						
1	11:10:52.255	52.072	+6.754	17.090	22.364	12.618
2	11:11:39.221	46.966	+1.648	14.254	20.559	12.153
3	11:12:24.924	45.703	+0.385	13.545	20.165	11.993
4	11:13:10.242	45.318		13.430	20.009	11.879
5	11:13:55.978	45.736	+0.418	13.471	20.175	12.090
6	11:14:41.611	45.633	+0.315	13.468	20.272	11.893

(693) Tom Wickop						
1	11:09:58.929	49.847	+4.524	15.564	21.612	12.671
2	11:10:46.636	47.707	+2.384	14.327	20.941	12.439
3	11:11:32.757	46.121	+0.798	13.841	20.301	11.979
4	11:12:18.347	45.590	+0.267	13.453	20.230	11.907
5	11:13:03.861	45.514	+0.191	13.445	20.162	11.907
6	11:13:49.302	45.441	+0.118	13.437	20.095	11.909
7	11:14:34.815	45.513	+0.190	13.589	20.014	11.910
8	11:15:20.138	45.323		13.375	20.040	11.908

(637) Jan Alessio Stutz						
1	11:10:15.202	50.457	+5.129	15.905	22.138	12.414
2	11:11:04.118	48.916	+3.588	14.825	21.960	12.131
3	11:11:50.000	45.882	+0.554	13.515	20.395	11.972
4	11:12:35.773	45.773	+0.445	13.412	20.141	12.220
5	11:13:24.480	48.707	+3.379	15.859	20.947	11.901

6	11:14:09.808	45.328		13.367	20.086	11.875
7	11:14:55.410	45.602	+0.274	13.486	20.231	11.885
8	11:15:40.992	45.582	+0.254	13.299	20.058	12.225

(661) Lenn Abbas						
1	11:10:53.642	51.203	+5.870	16.455	22.038	12.710
2	11:11:41.211	47.569	+2.236	14.743	20.654	12.172
3	11:12:27.174	45.963	+0.630	13.682	20.210	12.071
4	11:13:12.507	45.333		13.374	20.048	11.911
5	11:13:57.960	45.453	+0.120	13.396	20.121	11.936
6	11:14:44.191	46.231	+0.898	13.332	20.836	12.063
7	11:15:29.562	45.371	+0.038	13.374	20.113	11.884

(612) Semir Velija						
1	11:10:48.006	49.743	+4.384	15.505	21.696	12.542
2	11:11:34.896	46.890	+1.531	13.984	20.748	12.158
3	11:12:20.857	45.961	+0.602	13.709	20.336	11.916
4	11:13:06.576	45.719	+0.360	13.514	20.303	11.902
5	11:13:53.265	46.689	+1.330	14.501	20.285	11.903
6	11:14:38.905	45.640	+0.281	13.394	20.254	11.992
7	11:15:24.264	45.359		13.379	20.125	11.855

(610) Lias Erbersdobler						
1	11:10:53.260	53.613	+8.235	17.448	23.074	13.091
2	11:11:39.897	46.637	+1.259	13.908	20.655	12.074
3	11:12:26.017	46.120	+0.742	13.583	20.284	12.253
4	11:13:11.540	45.523	+0.145	13.391	20.096	12.036
5	11:13:56.983	45.443	+0.065	13.380	20.145	11.918
6	11:14:42.361	45.378		13.336	20.124	11.918
7	11:15:27.780	45.419	+0.041	13.259	19.969	12.191

(630) Adrian Lorenz						
1	11:10:11.325	51.744	+6.340	16.645	22.193	12.906
2	11:10:58.573	47.248	+1.844	14.176	20.775	12.297
3	11:11:44.635	46.062	+0.658	13.630	20.376	12.056
4	11:12:30.412	45.777	+0.373	13.547	20.224	12.006
5	11:13:15.865	45.453	+0.049	13.415	20.128	11.910
6	11:14:01.360	45.495	+0.091	13.383	20.154	11.958
7	11:14:46.832	45.472	+0.068	13.354	20.147	11.971
8	11:15:32.236	45.404		13.368	20.104	11.932

(617) Noah Daniel Nöiken						
1	11:10:18.845	51.324	+5.888	16.205	22.234	12.885
2	11:11:05.652	46.807	+1.371	13.964	20.734	12.109
3	11:11:51.353	45.701	+0.265	13.385	20.310	12.006
4	11:12:36.826	45.473	+0.037	13.420	20.059	11.994
5	11:13:22.327	45.501	+0.065	13.492	19.994	12.015
6	11:14:07.783	45.456	+0.020	13.297	20.259	11.900
7	11:14:54.564	46.781	+1.345	13.557	20.791	12.433
8	11:15:40.000	45.436		13.436	20.010	11.990

(684) Ben Götz						
1	11:09:59.464	50.026	+4.577	15.576	21.819	12.631
2	11:10:47.189	47.725	+2.276	14.530	20.968	12.227
3	11:11:33.394	46.205	+0.756	13.867	20.388	11.950
4	11:12:18.929	45.535	+0.086	13.470	20.181	11.884
5	11:13:04.743	45.814	+0.365	13.653	20.248	11.913
6	11:13:50.225	45.482	+0.033	13.389	20.142	11.951
7	11:14:35.820	45.595	+0.146	13.468	20.232	11.895
8	11:15:21.269	45.449		13.400	20.187	11.862

(623) Charlotte Tille						
1	11:10:04.202	50.762	+5.297	15.928	21.980	12.854
2	11:10:52.431	48.229	+2.764	14.318	21.373	12.538
3	11:11:38.907	46.476	+1.011	13.796	20.451	12.229
4	11:12:24.549	45.642	+0.177	13.479	20.174	11.989
5	11:13:10.014	45.465		13.413	20.135	11.917
6	11:13:55.690	45.67				



INT. ADAC Kartrennen Kerpen

X30 JUNIOR

Erftlandring Kerpen 1,110 Km

Qualifying Practice

20.07.2024 11:09

Qualifying (6:00 Time) started at 11:08:59

Lap	Time of Day	Lap Tm	Diff	S1 Tm	S2 Tm	S3 Tm	Lap	Time of Day	Lap Tm	Diff	S1 Tm	S2 Tm	S3 Tm
3	11:11:58.040	46.104	+0.545	13.697	20.421	11.986	(624) Noah Beckmann						
4	11:12:43.779	45.739	+0.180	13.562	20.223	11.954	1	11:10:17.791	51.268	+5.553	16.496	22.238	12.534
5	11:13:29.452	45.673	+0.114	13.471	20.241	11.961	2	11:11:04.821	47.030	+1.315	13.931	20.762	12.337
6	11:14:15.011	45.559		13.428	20.149	11.982	3	11:11:50.963	46.142	+0.427	13.616	20.410	12.116
7	11:15:00.662	45.651	+0.092	13.370	20.156	12.125	4	11:12:36.678	45.715		13.481	20.310	11.924
(705) Gregory Koblitcschek							5	11:13:22.787	46.109	+0.394	13.893	20.264	11.952
1	11:10:07.954	57.230	+11.668	21.908	22.436	12.886	6	11:14:08.592	45.805	+0.090	13.448	20.445	11.912
2	11:10:55.178	47.224	+1.662	14.106	20.777	12.341	7	11:14:54.896	46.304	+0.589	13.423	20.263	12.618
3	11:11:41.827	46.649	+1.087	13.894	20.714	12.041	8	11:15:40.641	45.745	+0.030	13.512	20.229	12.004
4	11:12:27.672	45.845	+0.283	13.605	20.239	12.001	(677) Moritz Weber						
5	11:13:13.234	45.562		13.470	20.119	11.973	1	11:10:06.575	51.483	+5.751	15.937	22.780	12.766
6	11:13:58.833	45.599	+0.037	13.514	20.035	12.050	2	11:10:53.744	47.169	+1.437	14.139	20.690	12.340
7	11:14:44.932	46.099	+0.537	13.514	20.474	12.111	3	11:11:42.438	48.694	+2.962	14.653	21.768	12.273
8	11:15:31.013	46.081	+0.519	13.585	20.369	12.127	4	11:12:28.330	45.892	+0.160	13.571	20.294	12.027
(660) Maxi Eigner							5	11:13:14.062	45.732		13.510	20.209	12.013
1	11:10:07.020	51.414	+5.850	16.305	22.163	12.946	6	11:13:59.799	45.737	+0.005	13.526	20.209	12.002
2	11:10:53.862	46.842	+1.278	13.879	20.722	12.241	7	11:14:45.566	45.767	+0.035	13.497	20.260	12.010
3	11:11:40.058	46.196	+0.632	13.637	20.561	11.998	8	11:15:31.425	45.859	+0.127	13.488	20.313	12.058
4	11:12:26.103	46.045	+0.481	13.569	20.409	12.067	(666) Valentin Knödel						
5	11:13:11.888	45.785	+0.221	13.556	20.257	11.972	1	11:10:13.725	53.584	+7.745	17.119	23.090	13.375
6	11:13:57.452	45.564		13.376	20.287	11.901	2	11:11:02.300	48.575	+2.736	14.986	21.100	12.489
7	11:14:43.555	46.103	+0.539	13.437	20.684	11.982	3	11:11:49.303	47.003	+1.164	14.046	20.632	12.325
8	11:15:29.265	45.710	+0.146	13.407	20.280	12.023	4	11:12:35.594	46.291	+0.452	13.594	20.399	12.298
(611) Joëlina Denzel							5	11:13:21.724	46.130	+0.291	13.488	20.369	12.273
1	11:10:49.274	50.727	+5.139	16.179	21.983	12.565	6	11:14:09.591	47.867	+2.028	13.641	21.770	12.456
2	11:11:36.891	47.617	+2.029	14.712	20.645	12.260	7	11:14:55.980	46.389	+0.550	13.558	20.707	12.124
3	11:12:22.874	45.983	+0.395	13.568	20.340	12.075	8	11:15:41.819	45.839		13.495	20.330	12.014
4	11:13:08.462	45.588		13.515	20.196	11.877	(614) Julian Bub						
5	11:13:54.528	46.066	+0.478	13.459	20.219	12.388	1	11:10:19.184	53.003	+7.094	17.502	22.861	12.640
6	11:14:40.921	46.393	+0.805	13.363	21.023	12.007	2	11:11:06.791	47.607	+1.698	13.918	21.332	12.357
7	11:15:26.584	45.663	+0.075	13.392	20.254	12.017	3	11:11:52.917	46.126	+0.217	13.643	20.467	12.016
(676) Fabian Burgstahler							4	11:12:39.206	46.289	+0.380	13.600	20.550	12.139
1	11:10:12.142	51.736	+6.095	17.000	22.263	12.473	5	11:13:25.155	45.949	+0.040	13.564	20.365	12.020
2	11:10:58.923	46.781	+1.140	13.850	20.662	12.269	6	11:14:11.064	45.909		13.518	20.363	12.028
3	11:11:45.195	46.272	+0.631	13.567	20.312	12.393	7	11:14:57.060	45.996	+0.087	13.468	20.352	12.176
4	11:12:30.836	45.641		13.493	20.176	11.972	8	11:15:43.483	46.423	+0.514	13.795	20.565	12.063
5	11:13:16.552	45.716	+0.075	13.430	20.299	11.987	(678) Noah Diewold						
6	11:14:02.218	45.666	+0.025	13.459	20.177	12.030	1	11:10:01.275	50.881	+4.957	15.695	22.152	13.034
7	11:14:47.900	45.682	+0.041	13.395	20.252	12.035	2	11:10:49.538	48.263	+2.339	14.482	21.326	12.455
8	11:15:33.690	45.790	+0.149	13.522	20.217	12.051	3	11:11:36.012	46.474	+0.550	13.774	20.336	12.364
(616) Noah Schmitt							4	11:12:22.333	46.321	+0.397	13.843	20.418	12.060
1	11:10:16.768	51.686	+6.017	16.652	22.205	12.829	5	11:13:08.257	45.924		13.517	20.436	11.971
2	11:11:04.671	47.903	+2.234	13.929	21.414	12.560	6	11:13:55.012	46.765	+0.831	13.481	20.381	12.893
3	11:11:50.726	46.055	+0.386	13.592	20.195	12.268	7	11:14:41.177	46.165	+0.241	13.473	20.674	12.018
4	11:12:36.395	45.669		13.370	20.138	12.161	8	11:15:27.534	46.357	+0.433	13.441	20.521	12.395
5	11:13:22.224	45.829	+0.160	13.510	20.238	12.081	(606) Manuel Lettner						
6	11:14:08.279	46.055	+0.386	13.522	20.515	12.018	1	11:10:13.869	52.558	+6.489	16.554	22.811	13.193
7	11:14:54.360	46.081	+0.412	13.378	20.461	12.242	2	11:11:00.660	46.791	+0.722	13.903	20.665	12.223
8	11:15:40.441	46.081	+0.412	13.836	20.229	12.016	3	11:11:47.599	46.939	+0.870	14.124	20.618	12.197
(699) Lenn Göckmann							4	11:12:33.827	46.228	+0.159	13.685	20.462	12.081
1	11:10:02.993	50.485	+4.810	15.943	21.966	12.576	5	11:13:19.896	46.069		13.561	20.393	12.115
2	11:10:51.389	48.396	+2.721	14.499	21.550	12.347	6	11:14:06.117	46.221	+0.152	13.455	20.535	12.231
3	11:11:38.200	46.811	+1.136	13.806	20.495	12.510	7	11:14:52.389	46.272	+0.203	13.678	20.442	12.152
4	11:12:24.060	45.860	+0.185	13.620	20.244	11.996	8	11:15:38.501	46.112	+0.043	13.558	20.415	12.139
5	11:13:09.735	45.675		13.534	20.194	11.947	(680) Tobias Hinterstoiber						
6	11:13:55.826	46.091	+0.416	13.514	20.533	12.044	1	11:10:04.991	50.917	+4.820	16.076	21.862	12.979
7	11:14:42.000	46.174	+0.499	13.932	20.375	11.867	2	11:10:52.730	47.739	+1.642	14.087	21.007	12.645
8	11:15:27.700	45.700	+0.025	13.385	20.072	12.243	3	11:11:39.592	46.862	+0.765	13.967	20.642	12.253
(621) Finley Hölzel							4	11:12:25.909	46.317	+0.220	13.681	20.406	12.230
1	11:10:13.989	52.271	+6.583	16.824	22.426	13.021	5	11:13:12.434	46.525	+0.428	13.988	20.446	12.091
2	11:11:00.875	46.886	+1.198	13.996	20.611	12.279	6	11:13:58.646	46.212	+0.115	13.712	20.436	12.064
3	11:11:46.929	46.054	+0.366	13.696	20.308	12.050	7	11:14:44.830	46.184	+0.087	13.519	20.472	12.193
4	11:12:32.617	45.688		13.430	20.198	12.060	8	11:15:30.927	46.097		13.458	20.450	12.189
5	11:13:18.357	45.740	+0.052	13.398	20.308	12.034	(706) Oguzhan Saylik						
6	11:14:04.117	45.760	+0.072	13.465	20.261	12.034	1	11:10:20.376	51.883	+5.552	16.135	22.732	13.016
7	11:14:50.098	45.981	+0.293	13.456	20.457	12.068	2	11:11:08.139	47.763	+1.432	14.081	21.014	12.668
8	11:15:36.113	46.015	+0.327	13.623	20.343	12.049	Orbits						





INT. ADAC Kartrennen Kerpen

X30 JUNIOR


Erftlandring Kerpen 1,110 Km

Qualifying Practice

20.07.2024 11:09

Qualifying (6:00 Time) started at 11:08:59

Lap	Time of Day	Lap Tm	Diff	S1 Tm	S2 Tm	S3 Tm	Lap	Time of Day	Lap Tm	Diff	S1 Tm	S2 Tm	S3 Tm
3	11:11:54.915	46.776	+0.445	13.905	20.527	12.344							
4	11:12:41.344	46.429	+0.098	13.598	20.511	12.320							
5	11:13:27.828	46.484	+0.153	13.765	20.454	12.265							
6	11:14:14.261	46.433	+0.102	13.644	20.564	12.225							
7	11:15:00.592	46.331		13.617	20.519	12.195							





DKM Round 4

Class: X30 JUNIOR

Date/Time: 20.07.2024 14:30

Track:

Heat:

Laps:

Kerpen

Heat 1

11 laps

Edition 1

			18	
			17	
Oguzhan Saylik	706	Kosmic/IAME/Komet	16	
	31			
Manuel Lettner	606	Corse/IAME/Komet	15	Tobias Hinterstoißer
	29			680
				30
Julian Bub	614	KR/IAME/Komet	14	Noah Diewold
	27			678
				28
Moritz Weber	677	KR/IAME/Komet	13	Valentin Knödel
	25			666
				26
Finley Hölzel	621	Maranello/IAME/Komet	12	Noah Beckmann
	23			624
				24
Noah Schmitt	616	Exprit/IAME/Komet	11	Lenn Göckmann
	21			699
				22
Joelina Denzel	611	Kosmic/IAME/Komet	10	Fabian Burgstahler
	19			676
				20
Gregory Koblitschek	705	Alonso/IAME/Komet	9	Maxi Eigner
	17			660
				18
Charlotte Tille	623	KR/IAME/Komet	8	Ben Gallert
	15			626
				16
Noah Daniel Nölken	617	Kart/IAME/Komet	7	Ben Götz
	13			684
				14
Lias Erbersdobler	610	Kosmic/IAME/Komet	6	Adrian Lorenz
	11			630
				12
Lenn Abbas	661	KR/IAME/Komet	5	Semir Velija
	9			612
				10
Tom Wickop	693	T.B.A./IAME/Komet	4	Jan Alessio Stutz
	7			637
				8
Elias Tittus	608	Kart/IAME/Komet	3	Lukas Roos
	5			633
				6
Lars Ramaer	605	Kosmic/IAME/Komet	2	Konstantin Titze
	3			628
				4
Emilio Bernd	615	KR/IAME/Komet	1	Marius Bonconseil
	1			622
				2

Pole Position

Row

printed 20.07.2024 11:48





DKM Round 4

Class: X30 JUNIOR

Date/Time: 20.07.2024 17:10

Track:

Heat:

Laps:

Kerpen

Heat 2

11 laps

Edition 1

			18	
			17	
Oguzhan Saylik	706	Kosmic/IAME/Komet	16	
	31			
Manuel Lettner	606	Corse/IAME/Komet	15	Tobias Hinterstoißer
	29			680
				30
Julian Bub	614	KR/IAME/Komet	14	Noah Diewold
	27			678
				28
Moritz Weber	677	KR/IAME/Komet	13	Valentin Knödel
	25			666
				26
Finley Hölzel	621	Maranello/IAME/Komet	12	Noah Beckmann
	23			624
				24
Noah Schmitt	616	Exprit/IAME/Komet	11	Lenn Göckmann
	21			699
				22
Joelina Denzel	611	Kosmic/IAME/Komet	10	Fabian Burgstahler
	19			676
				20
Gregory Koblitschek	705	Alonso/IAME/Komet	9	Maxi Eigner
	17			660
				18
Charlotte Tille	623	KR/IAME/Komet	8	Ben Gallert
	15			626
				16
Noah Daniel Nölken	617	Kart/IAME/Komet	7	Ben Götz
	13			684
				14
Lias Erbersdobler	610	Kosmic/IAME/Komet	6	Adrian Lorenz
	11			630
				12
Lenn Abbas	661	KR/IAME/Komet	5	Semir Velija
	9			612
				10
Tom Wickop	693	T.B.A./IAME/Komet	4	Jan Alessio Stutz
	7			637
				8
Elias Tittus	608	Kart/IAME/Komet	3	Lukas Roos
	5			633
				6
Lars Ramaer	605	Kosmic/IAME/Komet	2	Konstantin Titze
	3			628
				4
Emilio Bernd	615	KR/IAME/Komet	1	Marius Bonconseil
	1			622
				2

Pole Position

Row

printed 20.07.2024 11:48



X30 JUNIOR

Qualifying Heat 1

Track length: 1.110 Km

Race Started: 14:32:22


Best Lap by: 637 - Jan Alessio Stutz - 45.336

Rank	#	Driver	Nat	Sponsor Entrant	Nat	License E-License	Make	laps	T. Time Diff	Best Lap	Penalty	Points
1	622	Marius Bonconseil	DEU	Ebert Motorsport	DEU	NKA41072 KBF38528	OTK/IAME/Komet	11	8:25.490	45.433		50
2	605	Lars Ramaer	DEU	SIM-ON	DEU	NKA24939 KBF39246	Kosmic/IAME/Komet	11	8:28.843 3.353	45.560		44
3	661	Lenn Abbas	DEU	TB Racing Team	DEU	ITG42712 KBF38262	KR/IAME/Komet	11	8:29.143 3.653	45.474		41
4	608	Elias Tittus	DEU	MSC-Langenfeld e. V. im ADAC DUTT MOTORSP. by FENSTER.COM	LUX	ITG26232 K867	Tony Kart/IAME/Komet	11	8:29.354 3.864	45.464		38
5	693	Tom Wickop	DEU	DUTT MOTORSP. by FENSTER.COM	LUX	NKA16371 BICK867	T.B.A./IAME/Komet	11	8:30.305 4.815	45.420		36
6	615	Emilio Bernd	DEU	EB-Sportpromotion	DEU	ITG38776 IDC39462	KR/IAME/Komet	11	8:30.706 5.216	45.339		34
7	637	Jan Alessio Stutz	DEU	ADAC Pfalz e.V. Stern Motorsport	DEU	NKA39928 KBF38195	KR/IAME/Komet	11	8:32.019 6.529	45.336		32
8	630	Adrian Lorenz	DEU	CV Performance Group	DEU	NKA16728 BIC38321	KR/IAME/Komet	11	8:32.496 7.006	45.497		30
9	612	Semir Velija	DEU	Lanari Racing Team	DEU	NKA26111 KBF17166	KR/IAME/Komet	11	8:35.264 9.774	45.757		28
10	621	Finley Hölzel	DEU	ADAC Niedersachsen/ Sachsen-Anhalt e.V.	DEU	NKA41923 BIC38443	Maranello/IAME/Komet	11	8:38.495 13.005	46.030		27
11	626	Ben Gallert	DEU	RMW Motorsport	DEU	ITF38862 KBF12143	OTK/IAME/Komet	11	8:38.640 13.150	45.750		26
12	616	Noah Schmitt	DEU	AT Motorsport	DEU	ITG39703 KBF38996	Exprit/IAME/Komet	11	8:39.038 13.548	45.684		25
13	705	Gregory Koblitschek	DEU	KSL Racing Team	DEU	15403 KBF43831	Alonso/IAME/Komet	11	8:39.409 13.919	45.830		24
14	623	Charlotte Tille	DEU	NEES RACING	DEU	ITG38871 KBF38362	KR/IAME/Komet	11	8:39.692 14.202	45.752		23
15	610	Lias Erbersdobler	DEU	ADAC Berlin-Brandenburg e.V. SIM-ON	DEU	NKA12150 BIF38321	Kosmic/IAME/Komet	11	8:39.847 14.357	45.700		22
16	628	Konstantin Titze	DEU	Ebert Motorsport	DEU	ITG36957 KBF38528	LN/IAME/Komet	11	8:40.308 14.818	45.358		21
17	606	Manuel Lettner	DEU	Kartshop Ampfing	DEU	NKA38527 BIC25142	Drago Corse/IAME/Komet	11	8:42.242 16.752	46.055		20
18	677	Moritz Weber	DEU	CV Performance Group	DEU	ITF39714 BIC38321	KR/IAME/Komet	11	8:44.240 18.750	45.687	+ 5 sec	19
19	614	Julian Bub	DEU	Dörr Motorsport	DEU	ITG38373 BIC38420	KR/IAME/Komet	11	8:45.110 19.620	45.851	+ 5 sec	18
20	684	Ben Götz	DEU	CV Performance Group	DEU	ITG39655 BIF38321	KR/IAME/Komet	11	8:46.395 20.905	45.754		17
21	666	Valentin Knödel	DEU	Kartshop Ampfing	DEU	NKA39340 BIF25142	Drago Corse/IAME/Komet	11	8:49.819 24.329	46.232		16
22	706	Oguzhan Saylik	DEU	LAREA GT1RACING	DEU	NKA41380 KBF39725	Kosmic/IAME /Komet	11	8:51.019 25.529	46.320		15
23	676	Fabian Burgstahler	DEU	ADAC Württemberg e.V. Stern Motorsport	DEU	NKA38363 KBF38195	KR/IAME/Komet	11	8:51.138 25.648	45.861		14
24	699	Lenn Göckmann	DEU	ADAC Hessen-Thüringen e.V. Ebert Motorsport	DEU	NKA12140 KBF38528	LN/IAME/Komet	11	8:51.361 25.871	46.028		13
25	624	Noah Beckmann	DEU	RMW Motorsport	DEU	NKA12374 KBF39010	OTK/IAME/Komet	11	8:51.809 26.319	45.824	+ 5 sec	12
26	660	Maxi Eigner	DEU	TR Motorsport	DEU	ITG44649 KBF23400	Mach1/IAME/Komet	11	8:53.799 28.309	46.010	+ 5 sec	11
27	680	Tobias Hinterstoißer	DEU	Ebert Motorsport	DEU	ITG39211 KBF38528	LN/IAME/Komet	11	8:55.885 30.395	46.563	+ 5 sec	10
28	633	Lukas Roos	DEU	SIM-ON	DEU	NKA26175 KBF39246	Kosmic/IAME/Komet	10	7:48.161 1 Lap	45.363		9
29	611	Joelina Denzel	DEU	AMC Ehingen e.V. SIM-ON	DEU	ITG38907 BIC39246	Kosmic/IAME/Komet	10	7:48.690 1 Lap	45.556		8
30	678	Noah Diewold	DEU	ADAC Südbaden e.V. Dörr Motorsport	DEU	ITG24933 BIF38420	KR/IAME/Komet	10	8:41.912 1 Lap	45.934		7
31	617	Noah Daniel Nölken	DEU	DUTT MOTORSP. by FENSTER.COM	LUX	ITG43454 K867	Tony Kart/IAME/Komet	4	3:25.345 7 Laps	49.501		6

Announcements

677,614,660,624,680 + 5 sec front fairing

Timekeeper
M.Riehmers




Race Director
H.Seidel



Page 1/1

These results are provisional until the conclusion of any judicial and technical matters!

Printed: 20.07.2024 / 14:54



INT. ADAC Kartrennen Kerpen

X30 JUNIOR

Erftlandring Kerpen 1,110 Km

Qualifying Heat 1

20.07.2024 14:30

Race (11 Laps) started at 14:32:22

Lap	Time of Day	Lap Tm	Diff	S1 Tm	S2 Tm	S3 Tm
(622) Marius Bonconseil						
1	14:33:10.177	47.846	+2.413	14.566	20.948	12.332
2	14:33:56.951	46.774	+1.341	13.812	20.666	12.296
3	14:34:43.114	46.163	+0.730	13.715	20.402	12.046
4	14:35:29.028	45.914	+0.481	13.584	20.362	11.968
5	14:36:14.848	45.820	+0.387	13.518	20.371	11.931
6	14:37:00.415	45.567	+0.134	13.475	20.157	11.935
7	14:37:45.900	45.485	+0.052	13.462	20.074	11.949
8	14:38:31.374	45.474	+0.041	13.445	20.093	11.936
9	14:39:16.807	45.433		13.429	20.090	11.914
10	14:40:02.289	45.482	+0.049	13.420	20.100	11.962
11	14:40:47.821	45.532	+0.099	13.414	20.075	12.043

(605) Lars Ramaer						
1	14:33:11.116	48.697	+3.137	14.880	21.165	12.652
2	14:33:58.107	46.992	+1.432	13.782	20.855	12.355
3	14:34:44.853	46.746	+1.186	14.089	20.466	12.191
4	14:35:31.125	46.272	+0.712	13.763	20.439	12.070
5	14:36:17.285	46.160	+0.600	13.557	20.550	12.053
6	14:37:03.162	45.877	+0.317	13.636	20.262	11.979
7	14:37:48.757	45.595	+0.035	13.526	20.132	11.937
8	14:38:34.353	45.596	+0.036	13.484	20.173	11.939
9	14:39:19.945	45.592	+0.032	13.497	20.136	11.959
10	14:40:05.614	45.669	+0.109	13.567	20.164	11.938
11	14:40:51.174	45.550		13.607	20.070	11.883

(661) Lenn Abbas						
1	14:33:11.563	48.804	+3.330	15.169	21.053	12.582
2	14:33:58.917	47.354	+1.880	13.934	20.936	12.484
3	14:34:45.214	46.297	+0.823	13.676	20.412	12.209
4	14:35:31.331	46.117	+0.643	13.611	20.377	12.129
5	14:36:17.427	46.096	+0.622	13.626	20.383	12.087
6	14:37:03.634	46.207	+0.733	13.765	20.323	12.119
7	14:37:49.108	45.474		13.386	20.082	12.006
8	14:38:34.649	45.541	+0.067	13.458	20.096	11.987
9	14:39:20.242	45.593	+0.119	13.498	20.154	11.941
10	14:40:05.731	45.489	+0.015	13.489	20.089	11.911
11	14:40:51.474	45.743	+0.269	13.646	20.155	11.942

(608) Elias Tittus						
1	14:33:11.202	48.676	+3.212	14.928	21.151	12.597
2	14:33:58.180	46.978	+1.514	13.784	20.844	12.350
3	14:34:44.687	46.507	+1.043	13.914	20.471	12.122
4	14:35:30.747	46.060	+0.596	13.703	20.373	11.984
5	14:36:17.123	46.376	+0.912	13.598	20.741	12.037
6	14:37:03.704	46.581	+1.117	13.966	20.553	12.062
7	14:37:49.541	45.837	+0.373	13.568	20.306	11.963
8	14:38:35.024	45.483	+0.019	13.443	20.102	11.938
9	14:39:20.488	45.464		13.480	20.130	11.854
10	14:40:06.000	45.512	+0.048	13.485	20.127	11.900
11	14:40:51.685	45.685	+0.221	13.599	20.149	11.937

(693) Tom Wickop						
1	14:33:11.389	48.716	+3.296	15.030	21.154	12.532
2	14:33:59.842	48.453	+3.033	13.981	21.722	12.750
3	14:34:46.742	46.900	+1.480	13.841	20.862	12.197
4	14:35:33.114	46.372	+0.952	13.896	20.438	12.038
5	14:36:19.354	46.240	+0.820	13.592	20.547	12.101
6	14:37:05.078	45.724	+0.304	13.474	20.288	11.962
7	14:37:50.589	45.511	+0.091	13.509	20.134	11.868
8	14:38:36.013	45.424	+0.004	13.433	20.085	11.906
9	14:39:21.591	45.578	+0.158	13.524	20.187	11.867
10	14:40:07.011	45.420		13.487	20.028	11.905
11	14:40:52.636	45.625	+0.205	13.529	20.144	11.952

(615) Emilio Bernd						
1	14:33:11.031	48.696	+3.357	14.804	21.259	12.633
2	14:34:00.434	49.403	+4.064	14.157	22.964	12.282
3	14:34:46.874	46.440	+1.101	13.636	20.540	12.264
4	14:35:33.439	46.565	+1.226	13.605	20.953	12.007
5	14:36:19.506	46.067	+0.728	13.418	20.530	12.119
6	14:37:05.530	46.024	+0.685	13.459	20.486	12.079
7	14:37:51.413	45.883	+0.544	13.396	20.557	11.930

8	14:38:36.811	45.398	+0.059	13.410	20.124	11.864
9	14:39:22.307	45.496	+0.157	13.461	20.020	12.015
10	14:40:07.698	45.391	+0.052	13.442	20.016	11.933
11	14:40:53.037	45.339		13.406	20.005	11.928

(637) Jan Alessio Stutz						
1	14:33:12.662	49.786	+4.450	16.459	20.915	12.412
2	14:34:00.567	47.905	+2.569	14.099	21.469	12.337
3	14:34:47.043	46.476	+1.140	13.660	20.590	12.226
4	14:35:33.633	46.590	+1.254	13.788	20.695	12.107
5	14:36:19.843	46.210	+0.874	13.425	20.502	12.283
6	14:37:05.670	45.827	+0.491	13.531	20.401	11.895
7	14:37:52.118	46.448	+1.112	13.447	20.993	12.008
8	14:38:37.960	45.842	+0.506	13.381	20.604	11.857
9	14:39:23.590	45.630	+0.294	13.431	20.280	11.919
10	14:40:09.014	45.424	+0.088	13.410	20.127	11.887
11	14:40:54.350	45.336		13.383	20.052	11.901

(630) Adrian Lorenz						
1	14:33:13.933	50.804	+5.307	17.059	21.269	12.476
2	14:34:01.599	47.666	+2.169	13.777	21.503	12.386
3	14:34:48.147	46.548	+1.051	13.736	20.672	12.140
4	14:35:34.175	46.028	+0.531	13.647	20.350	12.031
5	14:36:20.039	45.864	+0.367	13.501	20.298	12.065
6	14:37:06.037	45.998	+0.501	13.504	20.491	12.003
7	14:37:52.480	46.443	+0.946	13.411	20.958	12.074
8	14:38:38.235	45.755	+0.258	13.462	20.349	11.944
9	14:39:23.732	45.497		13.373	20.145	11.979
10	14:40:09.291	45.559	+0.062	13.462	20.131	11.966
11	14:40:54.827	45.536	+0.039	13.382	20.163	11.991

(612) Semir Velija						
1	14:33:12.237	49.249	+3.492	15.566	21.317	12.366
2	14:33:59.654	47.417	+1.660	13.739	21.313	12.365
3	14:34:46.103	46.449	+0.692	13.760	20.559	12.130
4	14:35:32.611	46.508	+0.751	13.710	20.502	12.296
5	14:36:19.200	46.589	+0.832	13.769	20.801	12.019
6	14:37:05.313	46.113	+0.356	13.509	20.586	12.018
7	14:37:51.923	46.610	+0.853	13.475	21.240	11.895
8	14:38:38.846	46.923	+1.166	13.429	21.534	11.960
9	14:39:24.603	45.757		13.528	20.307	11.922
10	14:40:10.381	45.778	+0.021	13.432	20.261	12.085
11	14:40:57.595	47.214	+1.457	13.309	20.872	12.033

(621) Finley Hölzel						
1	14:33:16.103	51.744	+5.714	16.818	22.183	12.743
2	14:34:03.980	47.877	+1.847	14.340	21.156	12.381
3	14:34:50.539	46.559	+0.529	13.930	20.519	12.110
4	14:35:36.950	46.411	+0.381	13.702	20.553	12.156
5	14:36:23.221	46.271	+0.241	13.721	20.422	12.128
6	14:37:09.557	46.336	+0.306	13.800	20.411	12.125
7	14:37:55.718	46.161	+0.131	13.731	20.361	12.069
8	14:38:41.748	46.030		13.583	20.331	12.116
9	14:39:28.141	46.393	+0.363	13.993	20.331	12.069
10	14:40:14.602	46.461	+0.431	13.849	20.518	12.094
11	14:41:00.826	46.224	+0.194	13.821	20.340	12.063

(626) Ben Gallert						
1	14:33:17.089	53.497	+7.747	17.668	23.006	12.823
2	14:34:04.181	47.092	+1.342	13.768	20.827	12.497
3	14:34:50.825	46.644	+0.894	13.852	20.576	12.216
4	14:35:37.138	46.313	+0.563	13.563	20.507	12.243
5	14:36:23.707	46.569	+0.819			

INT. ADAC Kartrennen Kerpen

X30 JUNIOR

Erftlandring Kerpen 1,110 Km

Qualifying Heat 1

20.07.2024 14:30

Race (11 Laps) started at 14:32:22

Lap	Time of Day	Lap Tm	Diff	S1 Tm	S2 Tm	S3 Tm
4	14:35:37.538	46.206	+0.522	13.674	20.382	12.150
5	14:36:24.067	46.529	+0.845	13.726	20.640	12.163
6	14:37:10.303	46.236	+0.552	13.517	20.505	12.214
7	14:37:56.736	46.433	+0.749	13.542	20.728	12.163
8	14:38:42.420	46.684		13.437	20.196	12.051
9	14:39:28.863	46.443	+0.759	13.792	20.451	12.200
10	14:40:15.001	46.138	+0.454	13.669	20.422	12.047
11	14:41:01.369	46.368	+0.684	13.776	20.496	12.096

(705) Gregory Koblitcschek

1	14:33:14.563	50.934	+5.104	16.904	21.667	12.363
2	14:34:02.903	48.340	+2.510	14.077	20.824	13.439
3	14:34:50.307	47.404	+1.574	14.540	20.650	12.214
4	14:35:36.742	46.435	+0.605	13.689	20.564	12.182
5	14:36:23.297	46.555	+0.725	13.752	20.825	11.978
6	14:37:09.713	46.416	+0.586	13.875	20.336	12.205
7	14:37:55.996	46.283	+0.453	13.740	20.477	12.066
8	14:38:41.826	45.830		13.529	20.262	12.039
9	14:39:28.675	46.849	+1.019	14.210	20.405	12.234
10	14:40:15.178	46.503	+0.673	14.078	20.345	12.080
11	14:41:01.740	46.562	+0.732	14.104	20.451	12.007

(623) Charlotte Tille

1	14:33:18.360	55.132	+9.380	18.753	22.812	13.567
2	14:34:05.522	47.162	+1.410	13.953	20.868	12.341
3	14:34:52.440	46.918	+1.166	13.844	20.852	12.222
4	14:35:38.765	46.325	+0.573	13.753	20.499	12.073
5	14:36:25.777	47.012	+1.260	13.659	20.975	12.378
6	14:37:11.664	45.887	+0.135	13.635	20.300	11.952
7	14:37:57.655	45.991	+0.239	13.653	20.353	11.985
8	14:38:43.436	45.781	+0.029	13.481	20.199	12.101
9	14:39:29.842	46.406	+0.654	14.017	20.297	12.092
10	14:40:15.594	45.752		13.497	20.290	11.965
11	14:41:02.023	46.429	+0.677	13.876	20.525	12.028

(610) Lias Erbersdobler

1	14:33:15.920	53.023	+7.323	17.929	22.426	12.668
2	14:34:04.282	48.362	+2.662	13.757	21.256	13.349
3	14:34:52.021	47.739	+2.039	14.700	20.863	12.176
4	14:35:38.623	46.602	+0.902	13.636	20.833	12.133
5	14:36:25.854	47.231	+1.531	13.698	21.118	12.415
6	14:37:12.018	46.164	+0.464	13.732	20.397	12.035
7	14:37:58.080	46.062	+0.362	13.512	20.524	12.026
8	14:38:43.903	45.823	+0.123	13.475	20.431	11.917
9	14:39:30.026	46.123	+0.423	13.674	20.466	11.983
10	14:40:15.726	45.700		13.464	20.221	12.015
11	14:41:02.178	46.452	+0.752	13.898	20.571	11.983

(628) Konstantin Titze

1	14:33:21.151	58.703	+13.345	24.562	21.389	12.752
2	14:34:09.008	47.857	+2.499	13.940	21.194	12.723
3	14:34:56.333	47.325	+1.967	13.972	21.144	12.209
4	14:35:42.914	46.581	+1.223	13.954	20.500	12.127
5	14:36:28.976	46.062	+0.704	13.516	20.467	12.079
6	14:37:14.911	45.935	+0.577	13.455	20.413	12.031
7	14:38:00.557	46.646	+0.288	13.423	20.149	12.074
8	14:38:45.979	45.422	+0.064	13.346	20.074	12.002
9	14:39:31.643	45.664	+0.306	13.415	20.219	12.030
10	14:40:17.001	45.353		13.344	20.036	11.978
11	14:41:02.639	46.638	+0.280	13.376	20.220	12.042

(606) Manuel Lettner

1	14:33:18.277	52.494	+6.439	16.126	22.858	13.510
2	14:34:05.762	47.485	+1.430	13.958	21.280	12.247
3	14:34:52.850	47.088	+1.033	13.950	20.794	12.344
4	14:35:39.559	46.709	+0.654	13.928	20.654	12.127
5	14:36:26.252	46.693	+0.638	13.700	20.681	12.312
6	14:37:12.865	46.613	+0.558	13.846	20.626	12.141
7	14:37:59.714	46.849	+0.794	14.214	20.528	12.107
8	14:38:45.911	46.197	+0.142	13.625	20.425	12.147
9	14:39:32.458	46.547	+0.492	13.862	20.559	12.126
10	14:40:18.518	46.060	+0.005	13.568	20.307	12.185
11	14:41:04.573	46.055		13.562	20.369	12.124

(677) Moritz Weber

1	14:33:17.263	51.970	+6.283	16.343	22.809	12.818
2	14:34:04.421	47.168	+1.471	13.877	20.875	12.406
3	14:34:51.596	47.175	+1.488	14.271	20.691	12.213
4	14:35:38.511	46.915	+1.228	13.814	20.904	12.197
5	14:36:25.570	47.059	+1.372	13.662	20.871	12.526
6	14:37:11.554	45.984	+0.297	13.605	20.322	12.057
7	14:37:57.903	46.349	+0.662	13.612	20.688	12.049
8	14:38:43.590	45.687		13.515	20.208	11.964
9	14:39:29.485	45.895	+0.208	13.620	20.251	12.024
10	14:40:15.357	45.872	+0.185	13.524	20.321	12.027
11	14:41:01.571	46.214	+0.527	13.647	20.506	12.061

(614) Julian Bub

1	14:33:17.805	52.371	+6.520	16.637	22.590	13.144
2	14:34:04.843	47.038	+1.187	13.918	20.869	12.251
3	14:34:52.349	47.506	+1.655	14.249	21.041	12.216
4	14:35:39.153	46.804	+0.953	14.026	20.606	12.172
5	14:36:26.022	46.869	+1.018	13.587	20.921	12.361
6	14:37:12.263	46.241	+0.390	13.748	20.382	12.111
7	14:37:58.295	46.032	+0.181	13.595	20.362	12.075
8	14:38:44.331	46.036	+0.185	13.546	20.424	12.066
9	14:39:30.254	45.923	+0.072	13.541	20.335	12.047
10	14:40:16.105	45.851		13.520	20.290	12.041
11	14:41:02.441	46.336	+0.485	13.698	20.482	12.156

(684) Ben Götz

1	14:33:20.131	56.852	+11.098	19.632	23.485	13.735
2	14:34:09.673	49.542	+3.788	14.566	22.230	12.746
3	14:34:57.567	47.894	+2.140	13.867	21.249	12.778
4	14:35:45.585	48.018	+2.264	13.886	21.790	12.342
5	14:36:32.098	46.513	+0.759	13.624	20.549	12.340
6	14:37:18.616	46.518	+0.764	13.643	20.570	12.305
7	14:38:04.673	46.057	+0.303	13.729	20.313	12.015
8	14:38:50.691	46.018	+0.264	13.541	20.424	12.065
9	14:39:36.445	45.754		13.541	20.290	11.923
10	14:40:22.458	46.013	+0.259	13.596	20.358	12.059
11	14:41:08.726	46.268	+0.514	13.591	20.506	12.171

(666) Valentin Knödel

1	14:33:19.629	54.526	+8.294	17.732	23.192	13.602
2	14:34:08.374	48.745	+2.513	14.267	21.438	13.040
3	14:34:55.953	47.579	+1.347	14.196	20.877	12.506
4	14:35:44.644	48.691	+2.459	14.629	21.620	12.442
5	14:36:31.387	46.743	+0.511	13.806	20.654	12.283
6	14:37:17.978	46.591	+0.359	13.815	20.472	12.304
7	14:38:04.390	46.412	+0.180	13.751	20.451	12.210
8	14:38:50.622	45.232		13.662	20.396	12.174
9	14:39:37.759	47.137	+0.905	13.863	20.607	12.667
10	14:40:24.119	46.360	+0.128	13.526	20.675	12.159
11	14:41:12.150	48.031	+1.799	14.901	20.839	12.291

(706) Oguzhan Saylik

1	14:33:19.278	53.290	+6.970	17.018	22.803	13.469
2	14:34:08.266	48.988	+2.668	14.389	21.499	13.100
3	14:34:57.413	49.147	+2.827	14.510	21.783	12.854
4	14:35:45.951	48.538	+2.218	14.204	21.892	12.442
5	14:36:33.617	47.666	+1.346	14.323	20.909	12.434
6	14:37:20.182	46.565	+0.245	13.799	20.520	12.246
7	14:38:06.502	46.320		13.672	20.388	12.260
8	14:38:52.842	46.340	+0.020	13.618	20.524	12.198
9	14:39:39.782	46.940	+0.620	14.375	20.452	12.113
10	14:40:26.594	46.812	+0.492	13.855	20.721	12.236
11	14:41:13.350	46.756	+0.436	13.779	20.705	12.272

(676) Fabian Burgstahler

1	14:33:25.918	1:02.006	+16.145	17.033	22.102	22.871
2	14:34:13.657	47.739	+1.878	14.185	20.855	12.699
3	14:35:00.916	47.259	+1.398	14.170	20.499	12.590
4	14:35:48.693	47.777	+1.916			12.166
5	14:36:35.406	46.713	+0.852	14.045	20.550	12.118
6	14:37:21.267	45.861		13.624	20.224	12.013
7	14:38:07.182	45.915	+0.054	13.485	20.345	12.085
8	14:38:53.101	45.919	+0.058	13.537	20.333	12.049

Orbits



INT. ADAC Kartrennen Kerpen

X30 JUNIOR

Erftlandring Kerpen 1,110 Km

Qualifying Heat 1

20.07.2024 14:30

Race (11 Laps) started at 14:32:22

Lap	Time of Day	Lap Tm	Diff	S1 Tm	S2 Tm	S3 Tm
9	14:39:40.040	46.939	+1.078	14.288	20.596	12.055
10	14:40:26.864	46.824	+0.963	13.849	20.776	12.199
11	14:41:13.469	46.605	+0.744	13.716	20.793	12.096

(699) Lenn Göckmann

1	14:33:18.815	54.325	+8.297	18.260	22.431	13.634
2	14:34:08.627	49.812	+3.784	14.625	22.592	12.595
3	14:35:00.776	52.149	+6.121	17.970	21.095	13.084
4	14:35:47.792	47.016	+0.988	14.159	20.523	12.334
5	14:36:34.785	46.993	+0.965	14.286	20.624	12.083
6	14:37:20.863	46.078	+0.050	13.713	20.356	12.009
7	14:38:06.936	46.073	+0.045	13.597	20.500	11.976
8	14:38:52.964	46.023		13.530	20.300	12.198
9	14:39:39.681	46.717	+0.689	20.584	12.281	12.281
10	14:40:26.487	46.806	+0.778	13.789	20.788	12.229
11	14:41:13.692	47.205	+1.177	14.411	20.701	12.093

(624) Noah Beckmann

1	14:33:17.555	52.689	+6.865	16.580	23.087	13.022
2	14:34:04.589	47.034	+1.210	13.889	20.903	12.242
3	14:34:51.813	47.224	+1.400	14.161	20.807	12.256
4	14:35:38.291	46.478	+0.654	13.678	20.670	12.130
5	14:36:33.296	55.005	+9.181	13.596	29.195	12.214
6	14:37:19.299	46.003	+0.179	13.610	20.460	11.933
7	14:38:05.289	45.990	+0.166	13.673	20.412	11.905
8	14:38:51.113	45.824		13.415	20.280	12.129
9	14:39:37.411	46.298	+0.474	13.593	20.420	12.285
10	14:40:23.270	45.859	+0.035	13.522	20.317	12.020
11	14:41:09.140	45.870	+0.046	13.512	20.431	11.927

(660) Maxi Eigner

1	14:33:22.381	58.598	+12.588	16.853	21.727	20.018
2	14:34:10.291	47.910	+1.900	14.174	20.860	12.876
3	14:34:57.738	47.447	+1.437	14.099	20.612	12.736
4	14:35:46.037	48.299	+2.289	14.073	21.778	12.448
5	14:36:32.672	46.635	+0.625	13.748	20.835	12.052
6	14:37:18.846	46.174	+0.164	13.571	20.330	12.273
7	14:38:04.989	46.143	+0.133	13.871	20.326	11.946
8	14:38:50.999	46.010		13.489	20.327	12.194
9	14:39:37.954	46.955	+0.945	13.886	20.410	12.659
10	14:40:24.257	46.303	+0.293	13.691	20.499	12.113
11	14:41:11.130	46.873	+0.863	14.402	20.436	12.035

(680) Tobias Hinterstoißer

1	14:33:19.788	53.860	+7.297	17.055	23.271	13.534
2	14:34:08.910	49.122	+2.559	14.698	21.728	12.696
3	14:34:57.147	48.237	+1.674	14.353	21.244	12.640
4	14:35:44.894	47.747	+1.184	13.844	21.286	12.617
5	14:36:31.896	47.002	+0.439	13.802	20.806	12.394
6	14:37:18.468	46.572	+0.009	13.640	20.554	12.378
7	14:38:06.145	47.677	+1.114	14.474	20.904	12.299
8	14:38:52.708	46.563		13.662	20.584	12.317
9	14:39:39.572	46.864	+0.301	13.866	20.650	12.348
10	14:40:26.394	46.822	+0.259	13.743	20.779	12.300
11	14:41:13.216	46.822	+0.259	13.841	20.667	12.314

(633) Lukas Roos

1	14:33:15.652	53.101	+7.738	18.138	22.418	12.545
2	14:34:03.225	47.573	+2.210	13.899	21.165	12.509
3	14:34:50.100	46.875	+1.512	14.049	20.633	12.193
4	14:35:36.416	46.316	+0.953	13.645	20.612	12.059
5	14:36:22.557	46.141	+0.778	13.665	20.402	12.074
6	14:37:08.428	45.871	+0.508	13.499	20.399	11.973
7	14:37:54.066	45.638	+0.275	13.423	20.261	11.954
8	14:38:39.559	45.493	+0.130	13.423	20.182	11.888
9	14:39:24.922	45.363		13.407	20.062	11.894
10	14:40:10.492	45.570	+0.207	13.469	20.156	11.945

(611) Joeline Denzel

1	14:33:15.318	51.585	+6.029	17.065	21.915	12.605
2	14:34:03.123	47.805	+2.249	13.661	20.939	13.205
3	14:34:50.007	46.884	+1.328	13.971	20.673	12.240
4	14:35:36.618	46.611	+1.055	13.823	20.617	12.171
5	14:36:22.865	46.247	+0.691	13.774	20.371	12.102

Lap	Time of Day	Lap Tm	Diff	S1 Tm	S2 Tm	S3 Tm
6	14:37:08.574	45.709	+0.153	13.484	20.248	11.977
7	14:37:54.318	45.744	+0.188	13.477	20.267	12.000
8	14:38:39.894	45.576	+0.020	13.435	20.252	11.889
9	14:39:25.450	45.556		13.378	20.166	12.012
10	14:40:11.021	45.571	+0.015	13.391	20.204	11.976

(678) Noah Diewold

1	14:33:19.598	53.915	+7.981	17.226	22.896	13.793
2	14:34:10.227	50.629	+4.695	15.440	22.217	12.972
3	14:35:35.194	1:24.967	+39.033	14.498	21.486	48.983
4	14:36:25.427	50.233	+4.299	15.885	21.897	12.451
5	14:37:12.941	47.514	+1.580	14.609	20.764	12.141
6	14:37:59.362	46.421	+0.487	13.832	20.464	12.125
7	14:38:45.685	46.323	+0.389	13.695	20.571	12.057
8	14:39:32.203	46.518	+0.584	13.527	20.948	12.043
9	14:40:18.137	45.934		13.521	20.371	12.042
10	14:41:04.243	46.106	+0.172	13.535	20.501	12.070

(617) Noah Daniel Nölken

1	14:33:12.560	49.501		15.569	21.436	12.496
2	14:34:03.610	51.050	+1.549	14.013	22.768	14.269
3	14:34:55.641	52.031	+2.530	16.009	22.431	13.591
4	14:35:47.676	52.035	+2.534	14.689	23.639	13.707



INT. ADAC Kartrennen Kerpen

Lapchart

X30 JUNIOR

Erftlandring Kerpen 1,110 Km

Qualifying Heat 1

20.07.2024 14:30

Race (11 Laps) started at 14:32:22

Competitors	Laps											
	0	1	2	3	4	5	6	7	8	9	10	11
Marius Bonconseil (622)	1	622	622	622	622	622	622	622	622	622	622	622
Emilio Bernd (615)	2	615	615	605	608	608	608	605	605	605	605	605
Lars Ramaer (605)	3	605	605	608	605	605	605	661	661	661	661	661
Konstantin Titze (628)	4	628	608	661	661	661	608	608	608	608	608	608
Elias Tittus (608)	5	608	693	612	612	612	612	693	693	693	693	693
Lukas Roos (633)	6	633	661	693	693	693	612	615	615	615	615	615
Tom Wickop (693)	7	693	612	615	615	615	615	612	637	637	637	637
Lenn Abbas (661)	8	661	617	637	637	637	637	637	630	630	630	630
Jan Alessio Stutz (637)	9	637	637	630	630	630	630	630	612	612	612	612
Lias Erbersdobler (610)	10	610	630	705	611	633	633	633	633	633	633	621
Semir Velija (612)	11	612	705	611	633	611	611	611	611	611	611	626
Noah Daniel Nölken (617)	12	617	611	633	705	705	621	621	621	621	621	616
Adrian Lorenz (630)	13	630	633	617	621	621	705	705	705	626	626	677
Charlotte Tille (623)	14	623	610	616	626	626	626	626	626	705	616	705
Ben Götz (684)	15	684	621	621	616	616	616	616	616	616	705	623
Ben Gallert (626)	16	626	616	626	677	624	677	677	623	623	677	610
Gregory Koblitschek (705)	17	705	626	610	624	677	623	623	677	677	623	614
Joelina Denzel (611)	18	611	677	677	610	610	610	610	610	610	610	628
Maxi Eigner (660)	19	660	624	624	614	623	614	614	614	614	614	606
Fabian Burgstahler (676)	20	676	614	614	623	614	606	606	606	606	628	684
Noah Schmitt (616)	21	616	606	623	606	606	628	628	628	628	606	624
Finley Hölzel (621)	22	621	623	606	617	628	666	666	666	666	684	660
Lenn Göckmann (699)	23	699	699	706	666	666	680	680	684	684	624	666
Noah Beckmann (624)	24	624	706	666	628	680	684	684	660	660	666	680
Valentin Knödel (666)	25	666	678	699	680	684	660	660	624	624	660	706
Moritz Weber (677)	26	677	666	680	706	706	624	624	680	680	680	676
Julian Bub (614)	27	614	680	628	684	660	706	706	706	706	699	699
Noah Diewold (678)	28	678	684	684	660	617	699	699	699	699	706	706
Manuel Lettner (606)	29	606	628	678	699	699	676	676	676	676	676	676
Tobias Hinterstoißer (680)	30	680	660	660	676	676	678	678	678	678	678	678
Oguzhan Saylik (706)	31	706	676	676	678	678						





X30 JUNIOR

Qualifying Heat 2

Track length: 1.110 Km

Race Started: 17:12:15

Best Lap by: 637 - Jan Alessio Stutz - 45.105

Rank	#	Driver	Nat	Sponsor Entrant	Nat	License E-License	Make	laps	T. Time Diff	Best Lap	Penalty	Points
1	622	Marius Bonconseil	DEU	Ebert Motorsport	DEU	NKA41072 KBF38528	OTK/IAME/Komet	11	8:23.836	45.139		50
2	628	Konstantin Titze	DEU	Ebert Motorsport	DEU	ITG36957 KBF38528	LN/IAME/Komet	11	8:24.942 1.106	45.134		44
3	637	Jan Alessio Stutz	DEU	ADAC Pfalz e.V. Stern Motorsport	DEU	NKA39928 KBF38195	KR/IAME/Komet	11	8:26.510 2.674	45.105		41
4	615	Emilio Bernd	DEU	EB-Sportpromotion	DEU	ITG36776 IDC39462	KR/IAME/Komet	11	8:26.676 2.840	45.108		38
5	608	Elias Tittus	DEU	MSC-Langenfeld e. V. im ADAC DUTT MOTORSP. by FENSTER.COM	LUX	ITG26232 K867	Tony Kart/IAME/Komet	11	8:27.355 3.519	45.213		36
6	661	Lenn Abbas	DEU	TB Racing Team	DEU	ITG42712 KBF38262	KR/IAME/Komet	11	8:29.727 5.891	45.382		34
7	617	Noah Daniel Nölken	DEU	DUTT MOTORSP. by FENSTER.COM	LUX	ITG43454 K867	Tony Kart/IAME/Komet	11	8:29.760 5.924	45.201		32
8	633	Lukas Roos	DEU	SIM-ON	DEU	NKA26175 KBF39246	Kosmic/IAME/Komet	11	8:33.399 9.563	45.270	+ 5 sec	30
9	621	Finley Hölzel	DEU	ADAC Niedersachsen/ Sachsen-Anhalt e.V.	DEU	NKA41923 BIC38443	Maranello/IAME/Komet	11	8:34.121 10.285	45.571		28
10	630	Adrian Lorenz	DEU	CV Performance Group	DEU	NKA16728 BIC38321	KR/IAME/Komet	11	8:35.423 11.587	45.313		27
11	626	Ben Gallert	DEU	RMW Motorsport	DEU	ITF38862 KBF12143	OTK/IAME/Komet	11	8:35.541 11.705	45.482		26
12	623	Charlotte Tille	DEU	NEES RACING	DEU	ITG38871 KBF38362	KR/IAME/Komet	11	8:36.175 12.339	45.489		25
13	616	Noah Schmitt	DEU	AT Motorsport	DEU	ITG39703 KBF38996	Exprit/IAME/Komet	11	8:36.727 12.891	45.428		24
14	705	Gregory Koblitschek	DEU	KSL Racing Team	DEU	15403 KBF43831	Alonso/IAME/Komet	11	8:38.761 14.925	45.628		22
15	684	Ben Götz	DEU	CV Performance Group	DEU	ITG39655 BIF38321	KR/IAME/Komet	11	8:38.835 14.999	45.445	+ 5 sec	21
16	624	Noah Beckmann	DEU	RMW Motorsport	DEU	NKA12374 KBF39010	OTK/IAME/Komet	11	8:39.029 15.193	45.649		20
17	677	Moritz Weber	DEU	CV Performance Group	DEU	ITF39714 BIC38321	KR/IAME/Komet	11	8:39.331 15.495	45.568		19
18	706	Oguzhan Saylik	DEU	LAREA GT1RACING	DEU	NKA41380 KBF39725	Kosmic/IAME /Komet	11	8:39.772 15.936	45.881		18
19	610	Lias Erbersdobler	DEU	ADAC Berlin-Brandenburg e.V. SIM-ON	DEU	NKA12150 BIF38321	Kosmic/IAME/Komet	11	8:40.321 16.485	45.378		17
20	666	Valentin Knödel	DEU	Kartshop Ampfing	DEU	NKA39340 BIF25142	Drago Corse/IAME/Komet	11	8:40.366 16.530	45.681		16
21	693	Tom Wickop	DEU	DUTT MOTORSP. by FENSTER.COM	LUX	NKA16371 BICK867	T.B.A./IAME/Komet	11	8:40.435 16.599	45.348		15
22	611	Joelina Denzel	DEU	AMC Ehingen e.V. SIM-ON	DEU	ITG38907 BIC39246	Kosmic/IAME/Komet	11	8:40.658 16.822	45.627		14
23	680	Tobias Hinterstoißer	DEU	Ebert Motorsport	DEU	ITG39211 KBF38528	LN/IAME/Komet	11	8:42.681 18.845	46.185		13
24	699	Lenn Göckmann	DEU	ADAC Hessen-Thüringen e.V. Ebert Motorsport	DEU	NKA12140 KBF38528	LN/IAME/Komet	11	8:42.761 18.925	46.086		12
25	605	Lars Ramaer	DEU	SIM-ON	DEU	NKA24939 KBF39246	Kosmic/IAME/Komet	11	8:43.515 19.679	45.333	+ 5 sec	23
26	606	Manuel Lettner	DEU	Kartshop Ampfing	DEU	NKA38527 BIC25142	Drago Corse/IAME/Komet	11	8:46.587 22.751	46.030	+ 5 sec	11
27	678	Noah Diewold	DEU	ADAC Südbaden e.V. Dörr Motorsport	DEU	ITG24933 BIF38420	KR/IAME/Komet	11	8:47.484 23.648	45.994		10
28	676	Fabian Burgstahler	DEU	ADAC Württemberg e.V. Stern Motorsport	DEU	NKA38363 KBF38195	KR/IAME/Komet	11	8:58.052 34.216	45.737		9
29	612	Semir Velija	DEU	Lanari Racing Team	DEU	NKA26111 KBF17166	KR/IAME/Komet	9	7:05.367 2 Laps	45.326	+ 5 sec	8
30	660	Maxi Eigner	DEU	TR Motorsport	DEU	ITG44649 KBF23400	Mach1/IAME/Komet	7	5:36.627 4 Laps	45.758	+ 5 sec	7
31	614	Julian Bub	DEU	Dörr Motorsport	DEU	ITG38373 BIC38420	KR/IAME/Komet	7	5:42.164 4 Laps	46.393		6

Announcements

633,684,606,660,612+ 5 sec front fairing

605 + 5 sec causing a collision

Timekeeper
M.Riehmers

Race Director
H.Seidel



INT. ADAC Kartrennen Kerpen

X30 JUNIOR

Erftlandring Kerpen 1,110 Km

Qualifying Heat 2

20.07.2024 17:10

Race (11 Laps) started at 17:12:15

Lap	Time of Day	Lap Tm	Diff	S1 Tm	S2 Tm	S3 Tm
(622) Marius Bonconseil						
1	17:13:03.964	48.724	+3.585	15.110	21.343	12.271
2	17:13:50.563	46.609	+1.470	13.659	20.686	12.264
3	17:14:36.452	45.889	+0.750	13.600	20.264	12.025
4	17:15:22.033	45.581	+0.442	13.523	20.182	11.876
5	17:16:07.508	45.475	+0.336	13.387	20.132	11.956
6	17:16:52.773	45.265	+0.126	13.382	20.037	11.846
7	17:17:37.990	45.217	+0.078	13.379	20.009	11.829
8	17:18:23.178	45.188	+0.049	13.353	19.989	11.846
9	17:19:08.449	45.271	+0.132	13.327	20.045	11.899
10	17:19:53.588	45.139		13.366	19.945	11.828
11	17:20:39.066	45.478	+0.339	13.332	20.238	11.908

Lap	Time of Day	Lap Tm	Diff	S1 Tm	S2 Tm	S3 Tm
(628) Konstantin Titze						
1	17:13:03.316	47.974	+2.840	14.741	20.845	12.388
2	17:13:50.469	47.163	+2.019	13.871	20.980	12.302
3	17:14:36.715	46.246	+1.112	13.818	20.312	12.116
4	17:15:22.320	45.605	+0.471	13.487	20.166	11.952
5	17:16:07.792	45.472	+0.338	13.421	20.137	11.914
6	17:16:53.009	45.217	+0.083	13.349	20.005	11.863
7	17:17:38.295	45.286	+0.152	13.373	20.025	11.888
8	17:18:23.429	45.134		13.304	19.929	11.901
9	17:19:09.497	46.068	+0.934	13.345	20.680	12.043
10	17:19:54.843	45.346	+0.212	13.417	20.058	11.871
11	17:20:40.172	45.329	+0.195	13.335	20.109	11.885

Lap	Time of Day	Lap Tm	Diff	S1 Tm	S2 Tm	S3 Tm
(637) Jan Alessio Stutz						
1	17:13:05.298	49.695	+4.590	15.792	21.373	12.530
2	17:13:52.296	46.998	+1.893	13.958	20.777	12.263
3	17:14:38.795	46.499	+1.394	14.086	20.403	12.010
4	17:15:24.588	45.793	+0.688	13.718	20.153	11.922
5	17:16:09.929	45.341	+0.236	13.400	20.077	11.864
6	17:16:55.558	45.629	+0.524	13.720	20.051	11.858
7	17:17:40.763	45.205	+0.100	13.316	19.935	11.954
8	17:18:25.868	45.105		13.317	20.028	11.760
9	17:19:11.270	45.402	+0.297	13.430	20.084	11.888
10	17:19:56.413	45.143	+0.038	13.352	19.976	11.815
11	17:20:41.740	45.327	+0.222	13.287	20.226	11.814

Lap	Time of Day	Lap Tm	Diff	S1 Tm	S2 Tm	S3 Tm
(615) Emilio Bernd						
1	17:13:04.703	49.444	+4.336	14.982	22.036	12.426
2	17:13:52.000	47.297	+2.189	14.295	20.727	12.275
3	17:14:38.257	46.257	+1.149	13.761	20.504	11.992
4	17:15:24.067	45.810	+0.702	13.481	20.316	12.013
5	17:16:09.536	45.469	+0.361	13.491	20.141	11.837
6	17:16:54.879	45.343	+0.235	13.378	20.005	11.960
7	17:17:40.401	45.522	+0.414	13.423	20.164	11.935
8	17:18:25.710	45.309	+0.201	13.408	20.046	11.855
9	17:19:11.517	45.807	+0.699	13.814	20.148	11.845
10	17:19:56.798	45.281	+0.173	13.432	20.011	11.838
11	17:20:41.906	45.108		13.361	19.955	11.792

Lap	Time of Day	Lap Tm	Diff	S1 Tm	S2 Tm	S3 Tm
(608) Elias Titus						
1	17:13:05.010	49.575	+4.362	14.999	22.123	12.453
2	17:13:52.145	47.135	+1.922	14.132	20.727	12.276
3	17:14:38.627	46.482	+1.269	14.016	20.359	12.107
4	17:15:24.266	45.639	+0.426	13.533	20.193	11.913
5	17:16:09.784	45.518	+0.305	13.535	20.091	11.892
6	17:16:55.843	46.059	+0.846	13.973	20.247	11.839
7	17:17:41.056	45.213		13.329	20.009	11.875
8	17:18:26.471	45.415	+0.202	13.427	20.020	11.968
9	17:19:11.853	45.382	+0.169	13.394	20.039	11.949
10	17:19:57.301	45.448	+0.235	13.433	20.065	11.950
11	17:20:42.585	45.284	+0.071	13.372	19.990	11.922

Lap	Time of Day	Lap Tm	Diff	S1 Tm	S2 Tm	S3 Tm
(633) Lukas Roos						
1	17:13:04.903	49.474	+4.204	15.622	21.402	12.450
2	17:13:51.926	47.023	+1.753	13.930	20.795	12.298
3	17:14:38.540	46.614	+1.344	13.746	20.776	12.092
4	17:15:25.106	46.566	+1.296	13.841	20.717	12.008
5	17:16:10.544	45.438	+0.168	13.420	20.162	11.856
6	17:16:56.802	46.258	+0.988	13.493	20.860	11.905
7	17:17:42.072	45.270		13.409	20.005	11.856

Lap	Time of Day	Lap Tm	Diff	S1 Tm	S2 Tm	S3 Tm
8	17:18:27.387	45.315	+0.045	13.442	20.004	11.869
9	17:19:12.702	45.315	+0.045	13.333	20.064	11.918
10	17:19:58.118	45.416	+0.146	13.402	20.072	11.942
11	17:20:43.629	45.511	+0.241	13.366	20.279	11.866

Lap	Time of Day	Lap Tm	Diff	S1 Tm	S2 Tm	S3 Tm
(661) Lenn Abbas						
1	17:13:05.806	50.131	+4.749	16.075	21.637	12.419
2	17:13:53.087	47.281	+1.899	14.045	21.004	12.232
3	17:14:39.609	46.522	+1.140	13.946	20.557	12.019
4	17:15:26.578	45.969	+0.587	13.499	20.529	11.941
5	17:16:11.085	45.507	+0.125	13.429	20.223	11.855
6	17:16:56.952	45.867	+0.485	13.373	20.505	11.989
7	17:17:42.334	45.382		13.417	20.081	11.884
8	17:18:27.834	45.500	+0.118	13.538	20.111	11.851
9	17:19:13.274	45.440	+0.058	13.350	20.181	11.909
10	17:19:59.061	45.787	+0.405	13.828	20.110	11.849
11	17:20:44.957	45.896	+0.514	13.370	20.302	12.224

Lap	Time of Day	Lap Tm	Diff	S1 Tm	S2 Tm	S3 Tm
(617) Noah Daniel Nölken						
1	17:13:06.116	50.028	+4.827	15.764	21.813	12.451
2	17:13:53.975	47.859	+2.668	13.942	21.442	12.475
3	17:14:40.607	46.632	+1.431	13.641	20.915	12.076
4	17:15:26.305	45.698	+0.497	13.439	20.343	11.916
5	17:16:11.853	45.548	+0.347	13.454	20.252	11.842
6	17:16:57.682	45.829	+0.628	13.398	20.412	12.019
7	17:17:42.994	45.312	+0.111	13.412	20.063	11.837
8	17:18:28.317	45.323	+0.122	13.407	20.120	11.796
9	17:19:13.518	45.201		13.178	20.114	11.909
10	17:19:59.407	45.889	+0.688	13.785	20.119	11.985
11	17:20:44.990	45.583	+0.382	13.236	20.202	12.145

Lap	Time of Day	Lap Tm	Diff	S1 Tm	S2 Tm	S3 Tm
(684) Ben Götz						
1	17:13:06.407	50.208	+4.763	15.775	22.113	12.320
2	17:13:54.608	48.201	+2.756	13.908	21.788	12.505
3	17:14:40.915	46.307	+0.862	13.619	20.624	12.064
4	17:15:26.634	45.719	+0.274	13.526	20.335	11.868
5	17:16:12.447	45.813	+0.368	13.474	20.256	12.083
6	17:16:58.231	45.784	+0.339	13.451	20.345	11.988
7	17:17:43.676	45.445		13.326	20.221	11.898
8	17:18:29.199	45.523	+0.078	13.376	20.139	12.008
9	17:19:15.481	46.282	+0.837	13.611	20.497	12.174
10	17:20:03.406	47.925	+2.480	14.936	21.025	11.964
11	17:20:49.065	45.659	+0.214	13.428	20.279	11.952

Lap	Time of Day	Lap Tm	Diff	S1 Tm	S2 Tm	S3 Tm
(621) Finley Hölzel						
1	17:13:07.845	50.670	+5.099	15.715	22.302	12.653
2	17:13:55.914	48.069	+2.498	14.389	20.801	12.879
3	17:14:42.512	46.598	+1.027	13.810	20.445	12.343
4	17:15:29.042	46.530	+0.959	13.620	20.706	12.204
5	17:16:14.669	45.627	+0.056	13.578	20.100	11.949
6	17:17:00.250	45.581	+0.010	13.456	20.057	12.068
7	17:17:45.821	45.571		13.419	20.193	11.959
8	17:18:31.501	45.680	+0.109	13.500		

INT. ADAC Kartrennen Kerpen

X30 JUNIOR

Erftlandring Kerpen 1,110 Km

Qualifying Heat 2

20.07.2024 17:10

Race (11 Laps) started at 17:12:15

Lap	Time of Day	Lap Tm	Diff	S1 Tm	S2 Tm	S3 Tm
4	17:15:28.049	46.206	+0.724	13.504	20.714	11.988
5	17:16:13.784	46.735	+0.253	13.482	20.306	11.947
6	17:16:59.533	46.749	+0.267	13.438	20.352	11.959
7	17:17:45.015	46.482		13.357	20.230	11.895
8	17:18:31.304	46.289	+0.807	13.455	20.796	12.038
9	17:19:17.593	46.289	+0.807	13.969	20.223	12.097
10	17:20:04.182	46.589	+1.107	13.821	20.635	12.133
11	17:20:50.771	46.589	+1.107	13.961	20.629	11.999

(623) Charlotte Tille

1	17:13:07.061	50.783	+5.294	16.319	21.914	12.550
2	17:13:54.978	47.917	+2.428	13.826	21.509	12.582
3	17:14:42.770	47.792	+2.303	13.670	21.524	12.598
4	17:15:29.313	46.543	+1.054	13.776	20.755	12.012
5	17:16:14.928	46.615	+0.126	13.578	20.077	11.960
6	17:17:00.483	46.555	+0.066	13.455	20.112	11.988
7	17:17:45.972	46.489		13.355	20.249	11.885
8	17:18:31.680	46.708	+0.219	13.484	20.287	11.937
9	17:19:18.189	46.509	+1.020	14.031	20.391	12.087
10	17:20:04.421	46.232	+0.743	13.612	20.529	12.091
11	17:20:51.405	46.984	+1.495	13.998	20.756	12.230

(616) Noah Schmitt

1	17:13:07.721	50.657	+5.229	15.692	22.320	12.645
2	17:13:55.167	47.446	+2.018	14.136	20.749	12.561
3	17:14:42.184	47.017	+1.589	13.845	20.997	12.175
4	17:15:28.750	46.566	+1.138	13.805	20.709	12.052
5	17:16:14.363	46.613	+0.185	13.511	20.128	11.974
6	17:17:00.071	46.708	+0.280	13.435	20.205	12.068
7	17:17:45.499	46.428		13.416	20.075	11.937
8	17:18:34.138	48.639	+3.211	13.444	23.112	12.083
9	17:19:20.006	46.868	+0.440	13.716	20.140	12.012
10	17:20:06.198	46.192	+0.764	13.846	20.268	12.078
11	17:20:51.957	46.759	+0.331	13.540	20.184	12.035

(605) Lars Ramaer

1	17:13:10.285	48.406	+3.073	14.937	21.222	12.247
2	17:13:57.415	47.130	+1.797	13.874	20.934	12.322
3	17:14:44.353	46.938	+1.605	13.853	20.890	12.195
4	17:15:30.240	46.887	+0.554	13.513	20.239	12.135
5	17:16:16.639	46.399	+1.066	13.976	20.217	12.206
6	17:17:03.661	47.022	+1.689	14.928	20.156	11.938
7	17:17:48.994	46.333		13.406	20.160	11.767
8	17:18:34.678	46.684	+0.351	13.498	20.298	11.888
9	17:19:20.317	46.639	+0.306	13.582	20.078	11.979
10	17:20:06.698	46.381	+1.048	13.766	20.482	12.133
11	17:20:53.745	47.047	+1.714	13.401	20.427	13.219

(705) Gregory Koblitcshek

1	17:13:08.120	51.597	+5.969	16.476	22.411	12.710
2	17:13:55.769	47.649	+2.021	14.349	20.693	12.607
3	17:14:42.910	47.141	+1.513	14.447	20.446	12.248
4	17:15:29.730	46.820	+1.192	14.140	20.566	12.114
5	17:16:16.519	46.789	+1.161	14.191	20.370	12.228
6	17:17:02.436	46.917	+0.289	13.814	20.154	11.949
7	17:17:48.064	46.628		13.520	20.210	11.898
8	17:18:34.204	46.140	+0.512	13.817	20.352	11.971
9	17:19:20.132	46.928	+0.300	13.831	20.136	11.961
10	17:20:07.045	46.913	+1.285	13.901	20.486	12.526
11	17:20:53.991	46.946	+1.318	13.782	20.269	12.895

(624) Noah Beckmann

1	17:13:08.622	51.170	+5.521	15.769	22.721	12.680
2	17:13:56.008	47.386	+1.737	14.025	20.824	12.537
3	17:14:44.874	48.866	+3.217	15.923	20.882	12.061
4	17:15:31.091	46.217	+0.568	13.651	20.503	12.063
5	17:16:16.984	46.893	+0.244	13.545	20.308	12.040
6	17:17:03.543	46.559	+0.910	13.850	20.774	11.935
7	17:17:49.338	46.795	+0.146	13.685	20.279	11.831
8	17:18:35.090	46.752	+0.103	13.419	20.389	11.944
9	17:19:20.739	46.649		13.443	20.293	11.913
10	17:20:07.282	46.543	+0.894	13.473	20.641	12.429
11	17:20:54.259	46.977	+1.328	13.640	20.331	13.006

(677) Moritz Weber

1	17:13:08.988	51.171	+5.603	15.787	22.872	12.512
2	17:13:56.740	47.752	+2.184	14.337	21.087	12.328
3	17:14:43.285	46.545	+0.977	13.958	20.449	12.138
4	17:15:29.476	46.191	+0.623	13.593	20.525	12.073
5	17:16:15.440	46.964	+0.396	13.698	20.337	11.929
6	17:17:01.417	46.977	+0.409	13.861	20.126	11.990
7	17:17:46.985	46.568		13.461	20.192	11.915
8	17:18:36.933	49.948	+4.380	17.353	20.602	11.993
9	17:19:22.747	46.814	+0.246	13.614	20.179	12.021
10	17:20:08.475	46.728	+0.160	13.505	20.224	11.999
11	17:20:54.561	46.086	+0.518	13.450	20.177	12.459

(706) Oguzhan Saylik

1	17:13:09.462	51.121	+5.240	16.019	22.456	12.646
2	17:13:57.104	47.642	+1.761	14.217	21.080	12.345
3	17:14:44.634	47.530	+1.649	14.312	21.046	12.172
4	17:15:31.594	46.960	+1.079	14.411	20.349	12.200
5	17:16:18.064	46.470	+0.589	13.663	20.651	12.156
6	17:17:04.543	46.479	+0.598	13.767	20.597	12.115
7	17:17:50.476	46.933	+0.052	13.728	20.207	11.998
8	17:18:37.151	46.675	+0.794	13.937	20.699	12.039
9	17:19:23.044	46.893	+0.012	13.685	20.166	12.052
10	17:20:08.925	46.881		13.563	20.244	12.074
11	17:20:55.002	46.077	+0.196	13.452	20.168	12.457

(610) Lias Erbersdobler

1	17:13:10.149	54.297	+8.919	19.062	22.601	12.634
2	17:13:58.079	47.930	+2.552	14.211	21.446	12.273
3	17:14:45.677	47.598	+2.220	14.093	21.193	12.312
4	17:15:31.880	46.203	+0.825	13.583	20.549	12.071
5	17:16:18.418	46.538	+1.160	13.452	20.803	12.283
6	17:17:04.606	46.188	+0.810	13.568	20.642	11.978
7	17:17:49.984	46.378		13.450	20.095	11.833
8	17:18:35.663	46.679	+0.301	13.542	20.230	11.907
9	17:19:21.131	46.468	+0.090	13.444	20.164	11.860
10	17:20:07.402	46.271	+0.893	13.428	20.527	12.316
11	17:20:55.551	48.149	+2.771	13.698	20.393	14.058

(666) Valentin Knödel

1	17:13:09.781	51.809	+6.128	16.850	22.091	12.868
2	17:13:57.438	47.657	+1.976	14.033	21.131	12.493
3	17:14:45.555	48.117	+2.436	14.110	21.754	12.253
4	17:15:32.209	46.654	+0.973	13.886	20.662	12.106
5	17:16:18.643	46.434	+0.753	13.585	20.742	12.107
6	17:17:04.867	46.224	+0.543	13.699	20.545	11.980
7	17:17:51.179	46.312	+0.631	13.535	20.525	12.252
8	17:18:37.583	46.404	+0.723	14.008	20.416	11.980
9	17:19:23.521	46.938	+0.257	13.516	20.322	12.100
10	17:20:09.202	46.581		13.467	20.193	12.021
11	17:20:55.596	46.394	+0.713	13.505	20.354	12.535

(693) Tom Wickap

1	17:13:05.423	49.874	+4.526	15.683	21.414	12.777
2	17:13:52.484	47.061	+1.713	13.906	20.924	12.231
3	17:14:39.064	46.580	+1.232	14.111	20.439	12.030
4	17:15:35.446	56.382	+11.034	13.590	30.715	12.077
5	17:16:21.028	46.582	+0.234	13.554	20.136	11.892
6	17:17:06.376	46.348		13.583	19.949	11.816
7	17:17:52.512	46.136	+0.788	13.601	20.555	11.980
8	17:18:38.412	46.900	+0.552	13.692	20.253	11.955
9	17:19:24.017	46.605	+0.257	13.480	20.068	12.057
10	17:20:09.726	46.709	+0.361	13.441	20.259	12.009
11	17:20:55.665	46.939	+0.591	13.415	20.025	12.499

(611) Joeline Denzel

1	17:13:08.463	51.842	+6.215	16.756	22.135	12.951
2	17:13:56.244	47.781	+2.154	14.325	20.956	12.500
3	17:14:46.688	50.444	+4.817	16.964	21.122	12.358
4	17:15:32.652	46.964	+0.337	13.572	20.378	12.014
5	17:16:19.050	46.398	+0.771	13.624	20.504	12.270
6	17:17:05.942	46.892	+1.265	13.912	20.633	12.347
7	17:17:52.373	46.431	+0.804	13.576	20.851	12.004
8	17:18:38.561	46.188	+0.561	13.608	20.303	12.277

Orbits

INT. ADAC Kartrennen Kerpen

X30 JUNIOR

Erftlandring Kerpen 1,110 Km

Qualifying Heat 2

20.07.2024 17:10

Race (11 Laps) started at 17:12:15

Lap	Time of Day	Lap Tm	Diff	S1 Tm	S2 Tm	S3 Tm
9	17:19:24.343	45.782	+0.155	13.443	20.206	12.133
10	17:20:09.970	45.627		13.521	20.195	11.911
11	17:20:55.888	45.918	+0.291	13.422	20.150	12.346

Lap	Time of Day	Lap Tm	Diff	S1 Tm	S2 Tm	S3 Tm
5	17:16:11.371	45.572	+0.246	13.465	20.251	11.856
6	17:16:57.265	45.894	+0.568	13.349	20.549	11.996
7	17:17:42.591	45.326		13.406	20.166	11.754
8	17:18:30.018	47.427	+2.101			11.907
9	17:19:15.597	45.579	+0.253	13.454	20.280	11.845

(606) Manuel Lettner

1	17:13:09.321	51.096	+5.066	15.690	22.830	12.576
2	17:13:56.962	47.641	+1.611	14.260	20.974	12.407
3	17:14:44.294	47.332	+1.302	14.050	21.080	12.202
4	17:15:30.959	46.665	+0.635	14.017	20.471	12.177
5	17:16:18.671	47.712	+1.682	14.106	20.952	12.654
6	17:17:05.189	46.518	+0.488	13.987	20.488	12.043
7	17:17:51.219	46.030		13.612	20.229	12.189
8	17:18:37.824	46.605	+0.575	14.077	20.381	12.147
9	17:19:23.965	46.141	+0.111	13.600	20.470	12.071
10	17:20:10.493	46.528	+0.498	13.790	20.664	12.074
11	17:20:56.817	46.324	+0.294	13.787	20.367	12.170

(660) Maxi Eigner

1	17:13:07.966	51.414	+5.656	16.646	22.113	12.655
2	17:13:55.395	47.429	+1.671	13.995	20.892	12.542
3	17:14:42.309	46.914	+1.156	13.906	20.780	12.228
4	17:15:29.191	46.882	+1.124	14.002	20.708	12.172
5	17:16:15.264	46.073	+0.315	13.596	20.507	11.970
6	17:17:01.099	45.835	+0.077	13.578	20.230	12.027
7	17:17:46.857	45.758		13.524	20.177	12.057

(614) Julian Bub

1	17:13:08.848	50.807	+4.414	15.609	22.585	12.613
2	17:13:56.358	47.510	+1.117	14.319	20.938	12.253
3	17:14:43.205	46.847	+0.454	14.150	20.521	12.176
4	17:15:29.953	46.748	+0.355	13.944	20.633	12.171
5	17:16:16.348	46.395	+0.002	13.768	20.485	12.142
6	17:17:11.001	54.653	+8.260	21.610	20.788	12.255
7	17:17:57.394	46.393		13.680	20.582	12.131

(680) Tobias Hinterstoißer

1	17:13:09.948	51.478	+5.293	16.479	22.314	12.685
2	17:13:57.860	47.912	+1.727	14.040	21.515	12.357
3	17:14:45.899	48.039	+1.854	14.471	21.211	12.357
4	17:15:32.496	46.597	+0.412	13.693	20.670	12.234
5	17:16:18.907	46.411	+0.226	13.648	20.530	12.233
6	17:17:05.733	46.826	+0.641	13.932	20.686	12.208
7	17:17:52.187	46.454	+0.269	13.690	20.613	12.151
8	17:18:39.107	46.920	+0.735	14.192	20.542	12.186
9	17:19:25.515	46.408	+0.223	13.556	20.670	12.182
10	17:20:11.700	46.185		13.577	20.432	12.176
11	17:20:57.911	46.211	+0.026	13.526	20.474	12.211

(699) Lenn Göckmann

1	17:13:11.615	54.363	+8.277	19.423	22.402	12.538
2	17:13:58.785	47.170	+1.084	14.011	20.973	12.186
3	17:14:46.878	48.093	+2.007	14.767	21.070	12.256
4	17:15:33.020	46.142	+0.056	13.826	20.390	11.926
5	17:16:19.290	46.270	+0.184	13.628	20.466	12.176
6	17:17:06.053	46.763	+0.677	13.935	20.620	12.208
7	17:17:52.807	46.754	+0.668	14.326	20.326	12.102
8	17:18:39.187	46.380	+0.294	13.752	20.568	12.060
9	17:19:25.691	46.504	+0.418	13.583	20.812	12.109
10	17:20:11.777	46.086		13.570	20.364	12.152
11	17:20:57.991	46.214	+0.128	13.666	20.372	12.176

(678) Noah Diewold

1	17:13:18.056	59.911	+13.917	15.948	31.167	12.796
2	17:14:05.847	47.791	+1.797	14.073	21.364	12.354
3	17:14:52.455	46.608	+0.614	13.884	20.597	12.127
4	17:15:38.819	46.364	+0.370	13.700	20.568	12.096
5	17:16:24.949	46.130	+0.136	13.584	20.451	12.095
6	17:17:11.302	46.353	+0.359	13.789	20.481	12.083
7	17:17:57.520	46.218	+0.224	13.573	20.668	11.977
8	17:18:44.346	46.826	+0.832	13.968	20.766	12.092
9	17:19:30.644	46.298	+0.304	13.669	20.555	12.074
10	17:20:16.720	46.076	+0.082	13.588	20.492	11.996
11	17:21:02.714	45.994		13.548	20.401	12.045

(676) Fabian Burgstahler

1	17:13:08.764	51.930	+6.193	16.717	22.502	12.711
2	17:13:56.643	47.879	+2.142	14.307	21.205	12.367
3	17:14:43.560	46.917	+1.180	14.139	20.682	12.096
4	17:15:30.073	46.513	+0.776	13.728	20.747	12.038
5	17:16:16.857	46.784	+1.047	14.008	20.667	12.109
6	17:17:22.345	1:05.488	+19.751	13.855	39.402	12.231
7	17:18:08.668	46.323	+0.586	13.854	20.351	12.118
8	17:18:55.312	46.644	+0.907	13.824	20.556	12.264
9	17:19:41.381	46.069	+0.332	13.769	20.205	12.095
10	17:20:27.545	46.164	+0.427	13.614	20.299	12.251
11	17:21:13.282	45.737		13.500	20.238	11.999

(612) Semir Vellija

1	17:13:05.596	49.824	+4.498	15.736	21.362	12.726
2	17:13:53.476	47.880	+2.554	14.111	21.519	12.250
3	17:14:40.077	46.601	+1.275	13.702	20.817	12.082
4	17:15:25.799	45.722	+0.396	13.508	20.235	11.979



INT. ADAC Kartrennen Kerpen

Lapchart

X30 JUNIOR

Erftlandring Kerpen 1,110 Km

Qualifying Heat 2

20.07.2024 17:10

Race (11 Laps) started at 17:12:15

Competitors	Laps												
	0	1	2	3	4	5	6	7	8	9	10	11	
Marius Bonconseil (622)	1	622	628	628	622	622	622	622	622	622	622	622	622
Emilio Bernd (615)	2	615	622	622	628	628	628	628	628	628	628	628	628
Konstantin Titze (628)	3	628	615	633	615	615	615	615	615	615	637	637	637
Lukas Roos (633)	4	633	633	615	633	608	608	637	637	637	615	615	615
Elias Tittus (608)	5	608	608	608	608	637	637	608	608	608	608	608	608
Tom Wickop (693)	6	693	637	637	637	633	633	633	633	633	633	633	633
Jan Alessio Stutz (637)	7	637	693	693	693	630	630	661	661	661	661	661	661
Lenn Abbas (661)	8	661	612	630	630	661	661	612	612	617	617	617	617
Semir Velija (612)	9	612	630	661	661	612	612	630	630	630	630	684	684
Lias Erbersdobler (610)	10	610	661	612	612	617	617	617	617	684	684	621	621
Adrian Lorenz (630)	11	630	617	617	617	684	684	684	684	612	612	630	630
Noah Daniel Nölken (617)	12	617	684	684	684	626	626	626	626	626	621	626	626
Ben Götz (684)	13	684	626	626	626	616	616	616	616	621	626	623	623
Charlotte Tille (623)	14	623	623	623	616	621	621	621	621	623	623	616	616
Ben Gallert (626)	15	626	616	616	660	660	623	623	623	616	616	605	605
Gregory Koblitschek (705)	16	705	621	660	621	623	660	660	660	705	705	705	705
Maxi Eigner (660)	17	660	660	705	623	677	677	677	677	605	605	624	624
Joelina Denzel (611)	18	611	705	621	705	705	614	705	705	624	624	610	677
Fabian Burgstahler (676)	19	676	611	624	614	614	705	624	605	610	610	677	706
Noah Schmitt (616)	20	616	624	611	677	676	605	605	624	677	677	706	610
Finley Hölzel (621)	21	621	676	614	676	605	676	706	610	706	706	666	666
Lenn Göckmann (699)	22	699	614	676	606	606	624	610	706	666	666	693	693
Noah Beckmann (624)	23	624	677	677	605	624	706	666	666	606	606	611	611
Moritz Weber (677)	24	677	606	606	706	706	610	606	606	693	693	606	606
Valentin Knödel (666)	25	666	706	706	624	610	666	680	680	611	611	680	680
Julian Bub (614)	26	614	666	605	666	666	606	611	611	680	680	699	699
Noah Diewold (678)	27	678	680	666	610	680	680	699	693	699	699	678	678
Manuel Lettner (606)	28	606	610	680	680	611	611	693	699	678	678	676	676
Oguzhan Saylik (706)	29	706	605	610	611	699	699	614	614	676	676		
Tobias Hinterstoißer (680)	30	680	699	699	699	693	693	678	678				
Lars Ramaer (605)	31	605	678	678	678	678	678	676	676				



X30 JUNIOR

Qualifying Heat 2 Rev 2

Track length: 1.110 Km

Race Started: 17:12:15

Best Lap by: 637 - Jan Alessio Stutz - 45.105

Rank	#	Driver	Nat	Sponsor Entrant	Nat	License E-License	Make	laps	T. Time Diff	Best Lap	Penalty	Points
1	628	Konstantin Titze	DEU	Ebert Motorsport	DEU	ITG36957 KBF38528	LN/IAME/Komet	11	8:24.942	45.134		50
2	637	Jan Alessio Stutz	DEU	ADAC Pfalz e.V. Stern Motorsport	DEU	NKA39928 KBF38195	KR/IAME/Komet	11	8:26.510 1.568	45.105		44
3	615	Emilio Bernd	DEU	EB-Sportpromotion	DEU	ITG36776 IDC39462	KR/IAME/Komet	11	8:26.676 1.734	45.108		41
4	608	Elias Tittus	DEU	MSC-Langefeld e. V. im ADAC DUTT MOTORSP. by FENSTER.COM	LUX	ITG26232 K867	Tony Kart/IAME/Komet	11	8:27.355 2.413	45.213		38
5	622	Marius Bonconseil	DEU	Ebert Motorsport	DEU	NKA41072 KBF38528	OTK/IAME/Komet	11	8:28.836 3.894	45.139	+ 5 sec	36
6	661	Lenn Abbas	DEU	TB Racing Team	DEU	ITG42712 KBF38262	KR/IAME/Komet	11	8:29.727 4.785	45.382		34
7	617	Noah Daniel Nölken	DEU	DUTT MOTORSP. by FENSTER.COM	LUX	ITG43454 K867	Tony Kart/IAME/Komet	11	8:29.760 4.818	45.201		32
8	633	Lukas Roos	DEU	SIM-ON	DEU	NKA26175 KBF39246	Kosmic/IAME/Komet	11	8:33.399 8.457	45.270	+ 5 sec	30
9	621	Finley Hölzel	DEU	ADAC Niedersachsen/ Sachsen-Anhalt e.V.	DEU	NKA41923 BIC38443	Maranello/IAME/Komet	11	8:34.121 9.179	45.571		28
10	630	Adrian Lorenz	DEU	CV Performance Group	DEU	NKA16728 BIC38321	KR/IAME/Komet	11	8:35.423 10.481	45.313		27
11	626	Ben Gallert	DEU	RMW Motorsport	DEU	ITF38862 KBF12143	OTK/IAME/Komet	11	8:35.541 10.599	45.482		26
12	623	Charlotte Tille	DEU	NEES RACING	DEU	ITG38871 KBF38362	KR/IAME/Komet	11	8:36.175 11.233	45.489		25
13	616	Noah Schmitt	DEU	AT Motorsport	DEU	ITG39703 KBF38996	Exprit/IAME/Komet	11	8:36.727 11.785	45.428		24
14	705	Gregory Koblitschek	DEU	KSL Racing Team	DEU	15403 KBF43831	Alonso/IAME/Komet	11	8:38.761 13.819	45.628		23
15	684	Ben Götz	DEU	CV Performance Group	DEU	ITG39655 BIF38321	KR/IAME/Komet	11	8:38.835 13.893	45.445	+ 5 sec	22
16	624	Noah Beckmann	DEU	RMW Motorsport	DEU	NKA12374 KBF39010	OTK/IAME/Komet	11	8:39.029 14.087	45.649		21
17	677	Moritz Weber	DEU	CV Performance Group	DEU	ITF39714 BIC38321	KR/IAME/Komet	11	8:39.331 14.389	45.568		20
18	706	Oguzhan Saylik	DEU	LAREA GT1RACING	DEU	NKA41380 KBF39725	Kosmic/IAME /Komet	11	8:39.772 14.830	45.881		19
19	610	Lias Erbersdobler	DEU	ADAC Berlin-Brandenburg e.V. SIM-ON	DEU	NKA12150 BIF38321	Kosmic/IAME/Komet	11	8:40.321 15.379	45.378		18
20	666	Valentin Knödel	DEU	Kartshop Ampfing	DEU	NKA39340 BIF25142	Drago Corse/IAME/Komet	11	8:40.366 15.424	45.681		17
21	693	Tom Wickop	DEU	DUTT MOTORSP. by FENSTER.COM	LUX	NKA16371 BICK867	T.B.A./IAME/Komet	11	8:40.435 15.493	45.348		16
22	611	Joelina Denzel	DEU	AMC Ehingen e.V. SIM-ON	DEU	ITG38907 BIC39246	Kosmic/IAME/Komet	11	8:40.658 15.716	45.627		15
23	680	Tobias Hinterstoißer	DEU	Ebert Motorsport	DEU	ITG39211 KBF38528	LN/IAME/Komet	11	8:42.681 17.739	46.185		14
24	699	Lenn Göckmann	DEU	ADAC Hessen-Thüringen e.V. Ebert Motorsport	DEU	NKA12140 KBF38528	LN/IAME/Komet	11	8:42.761 17.819	46.086		13
25	605	Lars Ramaer	DEU	SIM-ON	DEU	NKA24939 KBF39246	Kosmic/IAME/Komet	11	8:43.515 18.573	45.333	+ 5 sec	12
26	606	Manuel Lettner	DEU	Kartshop Ampfing	DEU	NKA38527 BIC25142	Drago Corse/IAME/Komet	11	8:46.587 21.645	46.030	+ 5 sec	11
27	678	Noah Diewold	DEU	ADAC Südbaden e.V. Dörr Motorsport	DEU	ITG24933 BIF38420	KR/IAME/Komet	11	8:47.484 22.542	45.994		10
28	676	Fabian Burgstahler	DEU	ADAC Württemberg e.V. Stern Motorsport	DEU	NKA38363 KBF38195	KR/IAME/Komet	11	8:58.052 33.110	45.737		9
29	612	Semir Velija	DEU	Lanari Racing Team	DEU	NKA26111 KBF17166	KR/IAME/Komet	9	7:05.367 2 Laps	45.326	+ 5 sec	8
30	660	Maxi Eigner	DEU	TR Motorsport	DEU	ITG44649 KBF23400	Mach1/IAME/Komet	7	5:36.627 4 Laps	45.758	+ 5 sec	7
31	614	Julian Bub	DEU	Dörr Motorsport	DEU	ITG38373 BIC38420	KR/IAME/Komet	7	5:42.164 4 Laps	46.393		6

Announcements

633,684,606,660,612+ 5 sec front fairing

605 + 5 sec causing a collision

622 + 5 sec jump start


Timekeeper
M.Riehmers

Race Director
H.Seidel

Page 1/1

These results are provisional until the conclusion of any judicial and technical matters!

Printed: 20.07.2024 / 18:07





X30 JUNIOR

Qualifying Heat 2 Rev 3

Track length: 1.110 Km

Race Started: 17:12:15

Best Lap by: 637 - Jan Alessio Stutz - 45.105

Rank	#	Driver	Nat	Sponsor Entrant	Nat	License E-License	Make	laps	T. Time Diff	Best Lap	Penalty	Points
1	628	Konstantin Titze	DEU	Ebert Motorsport	DEU	ITG36957 KBF38528	LN/IAME/Komet	11	8:24.942	45.134		50
2	637	Jan Alessio Stutz	DEU	ADAC Pfalz e.V. Stern Motorsport	DEU	NKA39928 KBF38195	KR/IAME/Komet	11	8:26.510 1.568	45.105		44
3	615	Emilio Bernd	DEU	EB-Sportpromotion	DEU	ITG36776 IDC39462	KR/IAME/Komet	11	8:26.676 1.734	45.108		41
4	608	Elias Tittus	DEU	MSC-Langenfeld e. V. im ADAC DUTT MOTORSP. by FENSTER.COM	LUX	ITG26232 K867	Tony Kart/IAME/Komet	11	8:27.355 2.413	45.213		38
5	622	Marius Bonconseil	DEU	Ebert Motorsport	DEU	NKA41072 KBF38528	OTK/IAME/Komet	11	8:28.836 3.894	45.139	+ 5 sec	36
6	661	Lenn Abbas	DEU	TB Racing Team	DEU	ITG42712 KBF38262	KR/IAME/Komet	11	8:29.727 4.785	45.382		34
7	617	Noah Daniel Nölken	DEU	DUTT MOTORSP. by FENSTER.COM	LUX	ITG43454 K867	Tony Kart/IAME/Komet	11	8:29.760 4.818	45.201		32
8	633	Lukas Roos	DEU	SIM-ON	DEU	NKA26175 KBF39246	Kosmic/IAME/Komet	11	8:33.399 8.457	45.270	+ 5 sec	30
9	621	Finley Hölzel	DEU	ADAC Niedersachsen/ Sachsen-Anhalt e.V.	DEU	NKA41923 BIC38443	Maranello/IAME/Komet	11	8:34.121 9.179	45.571		28
10	630	Adrian Lorenz	DEU	CV Performance Group	DEU	NKA16728 BIC38321	KR/IAME/Komet	11	8:35.423 10.481	45.313		27
11	626	Ben Gallert	DEU	RMW Motorsport	DEU	ITF38862 KBF12143	OTK/IAME/Komet	11	8:35.541 10.599	45.482		26
12	623	Charlotte Tille	DEU	NEES RACING	DEU	ITG38871 KBF38362	KR/IAME/Komet	11	8:36.175 11.233	45.489		25
13	616	Noah Schmitt	DEU	AT Motorsport	DEU	ITG39703 KBF38996	Exprit/IAME/Komet	11	8:36.727 11.785	45.428		24
14	684	Ben Götz	DEU	CV Performance Group	DEU	ITG39655 BIF38321	KR/IAME/Komet	11	8:38.835 13.893	45.445	+ 5 sec	23
15	624	Noah Beckmann	DEU	RMW Motorsport	DEU	NKA12374 KBF39010	OTK/IAME/Komet	11	8:39.029 14.087	45.649		22
16	677	Moritz Weber	DEU	CV Performance Group	DEU	ITF39714 BIC38321	KR/IAME/Komet	11	8:39.331 14.389	45.568		21
17	706	Oguzhan Saylik	DEU	LAREA GT1RACING	DEU	NKA41380 KBF39725	Kosmic/IAME /Komet	11	8:39.772 14.830	45.881		20
18	610	Lias Erbersdobler	DEU	ADAC Berlin-Brandenburg e.V. SIM-ON	DEU	NKA12150 BIF38321	Kosmic/IAME/Komet	11	8:40.321 15.379	45.378		19
19	666	Valentin Knödel	DEU	Kartshop Ampfing	DEU	NKA39340 BIF25142	Drago Corse/IAME/Komet	11	8:40.366 15.424	45.681		18
20	693	Tom Wickop	DEU	DUTT MOTORSP. by FENSTER.COM	LUX	NKA16371 BICK867	T.B.A./IAME/Komet	11	8:40.435 15.493	45.348		17
21	611	Joelina Denzel	DEU	AMC Ehingen e.V. SIM-ON	DEU	ITG38907 BIC39246	Kosmic/IAME/Komet	11	8:40.658 15.716	45.627		16
22	680	Tobias Hinterstoiber	DEU	Ebert Motorsport	DEU	ITG39211 KBF38528	LN/IAME/Komet	11	8:42.681 17.739	46.185		15
23	699	Lenn Göckmann	DEU	ADAC Hessen-Thüringen e.V. Ebert Motorsport	DEU	NKA12140 KBF38528	LN/IAME/Komet	11	8:42.761 17.819	46.086		14
24	605	Lars Ramaer	DEU	SIM-ON	DEU	NKA24939 KBF39246	Kosmic/IAME/Komet	11	8:43.515 18.573	45.333	+ 5 sec	13
25	606	Manuel Lettner	DEU	Kartshop Ampfing	DEU	NKA38527 BIC25142	Drago Corse/IAME/Komet	11	8:46.587 21.645	46.030	+ 5 sec	12
26	678	Noah Diewold	DEU	ADAC Südbaden e.V. Dörr Motorsport	DEU	ITG24933 BIF38420	KR/IAME/Komet	11	8:47.484 22.542	45.994		11
27	676	Fabian Burgstahler	DEU	ADAC Württemberg e.V. Stern Motorsport	DEU	NKA38363 KBF38195	KR/IAME/Komet	11	8:58.052 33.110	45.737		10
28	612	Semir Velija	DEU	Lanari Racing Team	DEU	NKA26111 KBF17166	KR/IAME/Komet	9	7:05.367 2 Laps	45.326	+ 5 sec	9
29	660	Maxi Eigner	DEU	TR Motorsport	DEU	ITG44649 KBF23400	Mach1/IAME/Komet	7	5:36.627 4 Laps	45.758	+ 5 sec	8
30	614	Julian Bub	DEU	Dörr Motorsport	DEU	ITG38373 BIC38420	KR/IAME/Komet	7	5:42.164 4 Laps	46.393		7

Not classified

DSQ	705	Gregory Koblotschek	DEU	KSL Racing Team	DEU	15403 KBF43831	Alonso/IAME/Komet	11	DSQ	45.628		1
-----	-----	---------------------	-----	-----------------	-----	-------------------	-------------------	----	-----	--------	--	---

Announcements

633,684,606,660,612+ 5 sec front fairing

605 + 5 sec causing a collision

622 + 5 sec jump start

#705 DQ Steward decision


Timekeeper
M.Riehmers

Race Director
H.Seidel

Page 1/1

These results are provisional until the conclusion of any judicial and technical matters!

Printed: 20.07.2024 / 19:02




DKM Round 4
X30 JUNIOR
Kerpen
Ranking after Heats

Pos. No.	Firstname	Lastname	Nat.	Dri	Entrant	Nat	Ent	Make	Sponsor	Total points			Heat 1	Heat 2	
										QP	PTS	Diff.			
1	622	Marius	Bonconseil	DEU	Ebert Motorsport	DEU	OTK/IAME/Komet				2	86		50	36
2	608	Elias	Tittus	DEU	DUTT MOTORSP. by FENSTER.COM	LUX	Tony Kart/IAME/Komet	MSC-Langefeld e. V. im ADAC			5	76	10	38	38
3	637	Jan Alessio	Stutz	DEU	Stern Motorsport	DEU	KR/IAME/Komet	ADAC Pfalz e.V.			8	76	10	32	44
4	615	Emilio	Bernd	DEU	EB-Sportpromotion	DEU	KR/IAME/Komet				1	75	11	34	41
5	661	Lenn	Abbas	DEU	TB Racing Team	DEU	KR/IAME/Komet				9	75	11	41	34
6	628	Konstantin	Titze	DEU	Ebert Motorsport	DEU	LN/IAME/Komet				4	71	15	21	50
7	605	Lars	Ramaer	DEU	SIM-ON	DEU	Kosmic/IAME/Komet				3	57	29	44	13
8	630	Adrian	Lorenz	DEU	CV Performance Group	DEU	KR/IAME/Komet				12	57	29	30	27
9	621	Finley	Hölzel	DEU	ADAC Niedersachsen/ Sachsen-Anhalt e.V.	DEU	Maranello/IAME/Komet				23	55	31	27	28
10	693	Tom	Wickop	DEU	DUTT MOTORSP. by FENSTER.COM	LUX	T.B.A./IAME/Komet				7	53	33	36	17
11	626	Ben	Gallert	DEU	RMW Motorsport	DEU	OTK/IAME/Komet				16	52	34	26	26
12	616	Noah	Schmitt	DEU	AT Motorsport	DEU	Expriit/IAME/Komet				21	49	37	25	24
13	623	Charlotte	Tille	DEU	NEES RACING	DEU	KR/IAME/Komet				15	48	38	23	25
14	610	Lias	Erbersdobler	DEU	SIM-ON	DEU	Kosmic/IAME/Komet	ADAC Berlin-Brandenburg e.V.			11	41	45	22	19
15	684	Ben	Götz	DEU	CV Performance Group	DEU	KR/IAME/Komet				14	40	46	17	23
16	677	Moritz	Weber	DEU	CV Performance Group	DEU	KR/IAME/Komet				25	40	46	19	21
17	633	Lukas	Roos	DEU	SIM-ON	DEU	Kosmic/IAME/Komet				6	39	47	9	30
18	617	Noah Daniel	Nölken	DEU	DUTT MOTORSP. by FENSTER.COM	LUX	Tony Kart/IAME/Komet				13	38	48	6	32
19	612	Semir	Velija	DEU	Lanari Racing Team	DEU	KR/IAME/Komet				10	37	49	28	9
20	706	Oguzhan	Saylik	DEU	LAREA GT1RACING	DEU	Kosmic/IAME /Komet				31	35	51	15	20
21	624	Noah	Beckmann	DEU	RMW Motorsport	DEU	OTK/IAME/Komet				24	34	52	12	22
22	666	Valentin	Knödel	DEU	Kartshop Ampfing	DEU	Drago Corse/IAME/Komet				26	34	52	16	18
23	606	Manuel	Lettner	DEU	Kartshop Ampfing	DEU	Drago Corse/IAME/Komet				29	32	54	20	12
24	699	Lenn	Göckmann	DEU	Ebert Motorsport	DEU	LN/IAME/Komet	ADAC Hessen-Thüringen e.V.			22	27	59	13	14
25	705	Gregory	Koblitschek	DEU	KSL Racing Team	DEU	Alonso/IAME/Komet				17	25	61	24	1
26	614	Julian	Bub	DEU	Dörr Motorsport	DEU	KR/IAME/Komet				27	25	61	18	7
27	680	Tobias	Hinterstoißer	DEU	Ebert Motorsport	DEU	LN/IAME/Komet				30	25	61	10	15
28	611	Joelina	Denzel	DEU	SIM-ON	DEU	Kosmic/IAME/Komet	AMC Ehingen e.V.			19	24	62	8	16
29	676	Fabian	Burgstahler	DEU	Stern Motorsport	DEU	KR/IAME/Komet	ADAC Württemberg e.V.			20	24	62	14	10
30	660	Maxi	Eigner	DEU	TR Motorsport	DEU	Mach1/IAME/Komet				18	19	67	11	8
31	678	Noah	Diewold	DEU	Dörr Motorsport	DEU	KR/IAME/Komet	ADAC Südbaden e.V.			28	18	68	7	11

Announcements: These results are provisional until the conclusion of any judicial and technical matters

Racedirector Horst Seidel:



Timekeeping Monika Riehmers:



Printed: 20.07.2024 19:04

Posted at: h





DKM Round 4

Class: X30 JUNIOR

Date/Time: 21.07.2024 11:48

Track:

Heat:

Laps:

Kerpen

Superheat

14 laps

Edition 1

	35	18	36
	33	17	34
Noah Diewold	678	16	32
	31		
Fabian Burgstahler	676	15	Maxi Eigner
	29		30
Tobias Hinterstoiber	680	14	Joelina Denzel
	27		28
Gregory Koblitschek	705	13	Julian Bub
	25		26
Manuel Lettner	606	12	Lenn Göckmann
	23		24
Noah Beckmann	624	11	Valentin Knödel
	21		22
Semir Velija	612	10	Oguzhan Saylik
	19		20
Lukas Roos	633	9	Noah Daniel Nölken
	17		18
Ben Götz	684	8	Moritz Weber
	15		16
Charlotte Tille	623	7	Lias Erbersdobler
	13		14
Ben Gallert	626	6	Noah Schmitt
	11		12
Finley Hölzel	621	5	Tom Wickop
	9		10
Lars Ramaer	605	4	Adrian Lorenz
	7		8
Lenn Abbas	661	3	Konstantin Titze
	5		6
Jan Alessio Stutz	637	2	Emilio Bernd
	3		4
Marius Bonconseil	622	1	Elias Tittus
	1		2

Pole Position

Row

printed 20.07.2024 19:04





X30 JUNIOR

Warm Up Superheat

Track length: 1.110 Km

Session Started: 8:55:05

Best Lap by: 693 - Tom Wickop - 48.601

Rank	#	Driver	Nat	Sponsor Entrant	Nat	License E-License	Make	laps	Best Lap	Diff	In Lap	Penalty
1	693	Tom Wickop	DEU	DUTT MOTORSP. by FENSTER.COM	LUX	NKA16371 BICK867	T.B.A./IAME/Komet	7	48.601		7	
2	661	Lenn Abbas	DEU	TB Racing Team	DEU	ITG42712 KBF38262	KR/IAME/Komet	6	48.787	0.186	6	
3	626	Ben Gallert	DEU	RMW Motorsport	DEU	ITF38862 KBF12143	OTK/IAME/Komet	7	48.804	0.203	7	
4	616	Noah Schmitt	DEU	AT Motorsport	DEU	ITG39703 KBF38996	Exprit/IAME/Komet	6	49.583	0.982	5	
5	637	Jan Alessio Stutz	DEU	ADAC Pfalz e.V. Stern Motorsport	DEU	NKA39928 KBF38195	KR/IAME/Komet	6	49.809	1.208	5	
6	623	Charlotte Tille	DEU	NEES RACING	DEU	ITG38871 KBF38362	KR/IAME/Komet	6	49.891	1.290	6	
7	617	Noah Daniel Nölken	DEU	DUTT MOTORSP. by FENSTER.COM	LUX	ITG43454 K867	Tony Kart/IAME/Komet	6	50.063	1.462	6	
8	676	Fabian Burgstahler	DEU	ADAC Württemberg e.V. Stern Motorsport	DEU	NKA38363 KBF38195	KR/IAME/Komet	7	50.381	1.780	7	
9	705	Gregory Koblitschek	DEU	KSL Racing Team	DEU	15403 KBF43831	Alonso/IAME/Komet	7	51.720	3.119	6	
10	633	Lukas Roos	DEU	SIM-ON	DEU	NKA26175 KBF39246	Kosmic/IAME/Komet	6	52.142	3.541	5	
11	615	Emilio Bernd	DEU	EB-Sportpromotion	DEU	ITG36776 IDC39462	KR/IAME/Komet	7	52.143	3.542	7	
12	628	Konstantin Titze	DEU	Ebert Motorsport	DEU	ITG36957 KBF38528	LN/IAME/Komet	6	52.218	3.617	6	
13	612	Semir Velija	DEU	Lanani Racing Team	DEU	NKA26111 KBF17166	KR/IAME/Komet	4	52.317	3.716	3	
14	630	Adrian Lorenz	DEU	CV Performance Group	DEU	NKA16728 BIC38321	KR/IAME/Komet	7	52.537	3.936	6	
15	680	Tobias Hinterstoßer	DEU	Ebert Motorsport	DEU	ITG39211 KBF38528	LN/IAME/Komet	7	52.716	4.115	7	
16	678	Noah Diewold	DEU	ADAC Südbaden e.V. Dörr Motorsport	DEU	ITG24933 BIF38420	KR/IAME/Komet	7	52.892	4.291	6	
17	614	Julian Bub	DEU	Dörr Motorsport	DEU	ITG38373 BIC38420	KR/IAME/Komet	7	53.009	4.408	5	
18	605	Lars Ramaer	DEU	SIM-ON	DEU	NKA24939 KBF39246	Kosmic/IAME/Komet	5	53.050	4.449	4	
19	677	Moritz Weber	DEU	CV Performance Group	DEU	ITF39714 BIC38321	KR/IAME/Komet	5	53.194	4.593	5	
20	684	Ben Götz	DEU	CV Performance Group	DEU	ITG39655 BIF38321	KR/IAME/Komet	7	53.345	4.744	7	
21	611	Joelina Denzel	DEU	AMC Ehingen e.V. SIM-ON	DEU	ITG38907 BIC39246	Kosmic/IAME/Komet	3	53.463	4.862	3	
22	660	Maxi Eigner	DEU	TR Motorsport	DEU	ITG44649 KBF23400	Mach1/IAME/Komet	6	53.716	5.115	5	
23	610	Lias Erbersdobler	DEU	ADAC Berlin-Brandenburg e.V. SIM-ON	DEU	NKA12150 BIF38321	Kosmic/IAME/Komet	4	53.729	5.128	3	
24	608	Elias Tittus	DEU	MSC-Langenfeld e. V. im ADAC DUTT MOTORSP. by FENSTER.COM	LUX	ITG26232 K867	Tony Kart/IAME/Komet	5	54.373	5.772	4	
25	621	Finley Hölzel	DEU	ADAC Niedersachsen/ Sachsen-Anhalt e.V.	DEU	NKA41923 BIC38443	Maranello/IAME/Komet	2	55.156	6.555	2	
26	699	Lenn Göckmann	DEU	ADAC Hessen-Thüringen e.V. Ebert Motorsport	DEU	NKA12140 KBF38528	LN/IAME/Komet	7	55.369	6.768	7	
27	606	Manuel Lettner	DEU	Kartshop Ampfing	DEU	NKA38527 BIC25142	Drago Corse/IAME/Komet	4	56.319	7.718	4	
28	622	Marius Bonconseil	DEU	Ebert Motorsport	DEU	NKA41072 KBF38528	OTK/IAME/Komet	2	56.697	8.096	2	
29	706	Oguzhan Saylik	DEU	LAREA GT1RACING	DEU	NKA41380 KBF39725	Kosmic/IAME /Komet	3	58.502	9.901	3	
30	624	Noah Beckmann	DEU	RMW Motorsport	DEU	NKA12374 KBF39010	OTK/IAME/Komet	1	59.623	11.022	1	

Not classified

DNS	666	Valentin Knödel	DEU	Kartshop Ampfing	DEU	NKA39340 BIF25142	Drago Corse/IAME/Komet	0			0	
-----	-----	-----------------	-----	------------------	-----	----------------------	------------------------	---	--	--	---	--

Timekeeper
M.Riehmers

Race Director
H.Seidel

Page 1/1

These results are provisional until the conclusion of any judicial and technical matters!

Printed: 21.07.2024 / 09:03



INT. ADAC Kartrennen Kerpen

X30 JUNIOR

Warm Up Superheat

Erftlandring Kerpen 1,110 Km

21.07.2024 08:55

Practice (6:00 Time) started at 8:55:05

Lap	Time of Day	Lap Tm	Diff	S1 Tm	S2 Tm	S3 Tm
(693) Tom Wickop						
1	8:56:17.744	58.608	+10.007	18.928	24.313	15.367
2	8:57:12.431	54.687	+6.086	17.049	22.656	14.982
3	8:58:04.059	51.628	+3.027	16.250	21.640	13.738
4	8:58:54.442	50.383	+1.782	15.608	21.096	13.679
5	8:59:46.040	51.598	+2.997	15.201	22.740	13.657
6	9:00:35.844	49.804	+1.203	15.297	21.266	13.241
7	9:01:24.445	48.601		14.755	20.770	13.076

(661) Lenn Abbas						
1	8:57:05.782	1:00.044	+11.257	18.892	25.575	15.577
2	8:58:01.602	55.820	+7.033	17.671	23.072	15.077
3	8:58:54.654	51.952	+3.165	15.919	21.959	14.074
4	8:59:45.821	52.267	+3.480	15.653	22.531	14.083
5	9:00:36.464	50.643	+1.856	15.627	21.633	13.383
6	9:01:25.251	48.787		14.870	20.682	13.235

(626) Ben Gallert						
1	8:56:22.721	59.339	+10.535	18.790	24.989	15.560
2	8:57:18.210	55.489	+6.685	17.381	23.151	14.957
3	8:58:12.298	54.088	+5.284	16.342	23.044	14.702
4	8:59:06.207	53.909	+5.105	16.060	23.369	14.480
5	8:59:57.865	51.658	+2.854	15.722	21.960	13.976
6	9:00:49.089	51.224	+2.420	15.843	22.049	13.332
7	9:01:37.893	48.804		14.924	21.013	12.867

(616) Noah Schmitt						
1	8:57:30.836	57.176	+7.593	18.491	23.749	14.936
2	8:58:23.588	52.762	+3.169	16.023	22.320	14.409
3	8:59:15.022	51.434	+1.851	15.561	21.813	14.060
4	9:00:05.830	50.808	+1.225	15.675	21.417	13.716
5	9:00:55.413	49.583		14.977	21.138	13.468
6	9:01:46.698	51.285	+1.702	14.995	21.807	14.483

(637) Jan Alessio Stutz						
1	8:57:28.844	1:02.194	+12.385	21.616	25.069	15.509
2	8:58:21.975	53.131	+3.322	16.632	22.114	14.385
3	8:59:14.667	52.692	+2.883	15.371	22.941	14.380
4	9:00:05.428	50.761	+0.952	15.566	21.114	14.081
5	9:00:55.237	49.809		14.948	20.961	13.900
6	9:01:46.343	51.106	+1.297	14.991	21.826	14.289

(623) Charlotte Tille						
1	8:56:54.878	1:01.424	+11.533	19.622	25.810	15.992
2	8:57:49.767	54.889	+4.998	17.074	23.326	14.489
3	8:58:42.637	52.870	+2.979	16.167	22.620	14.083
4	8:59:35.719	53.082	+3.191	15.988	22.267	14.827
5	9:00:28.083	52.364	+2.473	15.577	23.134	13.653
6	9:01:17.974	49.891		15.247	21.412	13.232

(617) Noah Daniel Nölken						
1	8:56:34.494	1:01.432	+11.369	18.534	27.310	15.588
2	8:57:29.029	54.535	+4.472	17.007	22.860	14.668
3	8:58:22.195	53.166	+3.103	17.126	22.072	13.968
4	8:59:14.919	52.724	+2.661	15.991	22.291	14.442
5	9:00:06.146	51.227	+1.164	15.985	21.311	13.931
6	9:00:56.209	50.063		15.704	21.122	13.237

(676) Fabian Burgstahler						
1	8:56:25.364	1:02.936	+12.555	18.302	26.140	18.494
2	8:57:22.906	57.542	+7.161	18.599	23.639	15.304
3	8:58:17.510	54.604	+4.223	16.202	23.685	14.717
4	8:59:09.743	52.233	+1.852	16.389	22.107	13.737
5	9:00:01.101	51.358	+0.977	15.429	21.401	14.528
6	9:00:53.569	52.468	+2.087	16.341	22.033	14.094
7	9:01:43.950	50.381		15.384	21.612	13.385

(705) Gregory Koblitschek						
1	8:56:18.271	1:00.010	+8.290	18.513	25.788	15.709
2	8:57:14.542	56.271	+4.551	17.279	23.805	15.187
3	8:58:08.392	53.850	+2.130	16.477	22.963	14.410
4	8:59:01.367	52.976	+1.255	16.072	22.736	14.167
5	8:59:53.495	52.128	+0.408	15.834	22.364	13.930

Lap	Time of Day	Lap Tm	Diff	S1 Tm	S2 Tm	S3 Tm
6	9:00:45.215	51.720		15.770	22.228	13.722
7	9:01:37.112	51.897	+0.177	15.775	22.275	13.847

(633) Lukas Roos						
1	8:56:30.746	57.389	+5.247	17.281	24.605	15.503
2	8:57:26.607	55.861	+3.719	17.075	24.016	14.770
3	8:58:20.127	53.520	+1.378	16.013	23.039	14.468
4	8:59:38.614	1:18.487	+26.345	16.244	23.252	38.991
5	9:00:30.756	52.142		16.081	22.137	13.924
6	9:01:23.333	52.577	+0.435	15.803	22.914	13.860

(615) Emilio Bernd						
1	8:56:11.386	56.743	+4.600	17.311	24.161	15.271
2	8:57:06.033	54.647	+2.504	16.302	23.239	15.106
3	8:57:59.251	53.218	+1.075	16.065	22.877	14.276
4	8:58:52.243	52.992	+0.849	15.900	22.786	14.306
5	8:59:45.535	53.292	+1.149	15.758	23.321	14.203
6	9:00:38.327	52.792	+0.649	15.692	23.026	14.074
7	9:01:30.470	52.143		15.655	22.512	13.976

(628) Konstantin Titze						
1	8:56:47.560	56.157	+3.939	17.730	23.569	14.858
2	8:57:42.275	54.715	+2.497	16.302	23.502	14.911
3	8:58:36.474	54.199	+1.981	16.504	23.188	14.507
4	8:59:29.818	53.344	+1.126	16.160	22.861	14.323
5	9:00:23.417	53.599	+1.381	16.010	23.053	14.536
6	9:01:15.635	52.218		15.781	22.461	13.976

(612) Semir Velija						
1	8:58:33.362	1:00.125	+7.808	20.015	25.410	14.700
2	8:59:36.123	1:02.761	+10.444	23.967	23.685	15.109
3	9:00:28.440	52.317		15.422	23.053	13.842
4	9:01:33.938	1:05.498	+13.181	29.777	22.362	13.359

(630) Adrian Lorenz						
1	8:56:19.557	58.026	+5.489	17.826	24.540	15.660
2	8:57:15.914	56.357	+3.820	17.354	23.931	15.072
3	8:58:09.656	53.742	+1.205	16.304	23.003	14.435
4	8:59:03.128	53.472	+0.935	16.070	23.027	14.375
5	8:59:56.378	53.250	+0.713	15.663	23.048	14.539
6	9:00:48.915	52.557		15.664	22.713	14.160
7	9:01:41.540	52.625	+0.088	15.776	22.725	14.124

(680) Tobias Hinterstoiber						
1	8:56:25.839	59.749	+7.033	18.049	25.697	16.003
2	8:57:22.441	56.602	+3.886	16.935	24.431	15.236
3	8:58:17.414	54.973	+2.257	16.583	23.618	14.772
4	8:59:11.837	54.423	+1.707	16.440	23.443	14.540
5	9:00:05.946	54.109	+1.393	16.455	22.952	14.702
6	9:00:59.316	53.370	+0.654	16.352	22.717	14.301
7	9:01:52.032	52.716		15.910	22.558	14.248

(678) Noah Diewold						
1	8:56:21.047	59.857	+6.965	18.428	25.304	16.125
2	8:57:16.620	55.573	+2.681	16.971	23.534	15.068
3	8:58:11.565	54.945	+2.053	16.644	23.468	14.833
4	8:59:06.648	55.083	+2.191	16.559	24.079	14.445
5	9:00:00.679	54.031	+1.139	15.980	23.661	14.390
6	9:00:53.571	52.892		15.919	22.722	14.251
7	9:01:46.936	53.365	+0.473	15.826	22.635	14.904

(614) Julian Bub						
1	8:56:14.774	57.000	+3.991	17.572	24.122	15.306
2	8:57:16.725	1:01.951	+8.942	23.384	23.800	14.767
3	8:58:12.208	55.483	+2.474	16.742	23.923	14.818
4	8:59:06.430	54.222	+1.213	16.458	23.401	14.363
5	8:59:59.439	53.009		16.065	22.569	14.375
6	9:00:53.171	53.732	+0.723	16.898	22.554	14.280
7	9:01:46.742					

INT. ADAC Kartrennen Kerpen

X30 JUNIOR

Erftlandring Kerpen 1,110 Km

Warm Up Superheat

21.07.2024 08:55

Practice (6:00 Time) started at 8:55:05

Lap	Time of Day	Lap Tm	Diff	S1 Tm	S2 Tm	S3 Tm	Lap	Time of Day	Lap Tm	Diff	S1 Tm	S2 Tm	S3 Tm
4	8:59:37.194	53.050		15.838	22.848	14.364	1	8:56:22.630	59.623		18.932	25.055	15.636
5	9:00:30.327	53.133	+0.083	15.721	22.911	14.501							
(677) Moritz Weber													
1	8:56:10.420	56.576	+3.382	17.585	23.886	15.105							
2	8:57:04.635	54.215	+1.021	16.421	23.210	14.584							
3	8:57:59.012	54.377	+1.183	16.902	22.913	14.562							
4	8:58:52.539	53.527	+0.833	16.589	22.681	14.257							
5	8:59:45.733	53.194		15.951	23.076	14.167							
(684) Ben Götz													
1	8:56:16.036	59.364	+6.019	17.808	26.224	15.332							
2	8:57:12.734	56.698	+3.353	17.020	24.190	15.488							
3	8:58:07.594	54.860	+1.515	16.460	23.469	14.931							
4	8:59:02.231	54.637	+1.292	16.039	23.360	15.238							
5	8:59:56.531	54.300	+0.955	16.051	23.399	14.850							
6	9:00:50.450	53.919	+0.574	16.067	23.280	14.572							
7	9:01:43.795	53.345		15.704	23.123	14.518							
(611) Joelina Denzel													
1	8:56:30.507	59.034	+5.571	18.733	24.886	15.415							
2	8:57:26.266	55.759	+2.296	17.223	23.823	14.713							
3	8:58:19.729	53.463		16.181	22.974	14.308							
(660) Maxi Eigner													
1	8:56:17.982	59.971	+6.255	18.218	25.980	15.773							
2	8:57:14.441	56.459	+2.743	17.392	23.843	15.224							
3	8:58:09.317	54.876	+1.160	16.312	23.822	14.742							
4	8:59:04.077	54.760	+1.044	16.313	23.759	14.688							
5	8:59:57.793	53.716		15.946	23.238	14.532							
6	9:00:52.354	54.551	+0.845	16.404	23.651	14.506							
(610) Lias Erbersdobler													
1	8:56:30.053	58.841	+5.112	18.539	25.159	15.143							
2	8:57:25.863	55.810	+2.081	17.299	23.839	14.672							
3	8:58:19.592	53.729		16.371	23.049	14.309							
4	8:59:14.505	54.913	+1.184	16.657	23.922	14.334							
(608) Elias Titus													
1	8:56:19.386	59.941	+5.568	18.776	25.531	15.634							
2	8:57:16.106	56.720	+2.347	16.939	24.381	15.400							
3	8:58:11.665	55.559	+1.186	16.765	23.745	15.049							
4	8:59:06.038	54.373		16.567	23.318	14.488							
5	9:00:01.042	55.004	+0.631	17.067	23.289	14.648							
(621) Finley Hölzel													
1	8:56:32.131	58.008	+2.852	18.055	24.760	15.193							
2	8:57:27.287	55.156		16.574	24.056	14.526							
(699) Lenn Göckmann													
1	8:56:19.240	58.661	+3.292	18.251	24.912	15.498							
2	8:57:15.876	56.636	+1.267	16.885	24.419	15.332							
3	8:58:13.331	57.455	+2.086	16.847	24.642	15.966							
4	8:59:09.447	56.116	+0.747	16.437	24.514	15.165							
5	9:00:05.576	56.129	+0.760	16.702	24.024	15.403							
6	9:01:01.875	56.299	+0.930	17.391	24.046	14.862							
7	9:01:57.244	55.369		16.233	24.338	14.798							
(606) Manuel Lettner													
1	8:56:41.392	1:02.112	+5.793	18.252	27.565	16.295							
2	8:57:40.560	59.168	+2.849	17.341	25.795	16.032							
3	8:58:37.554	56.994	+0.675	17.209	24.416	15.369							
4	8:59:33.873	56.319		16.659	24.175	15.485							
(622) Marius Bonconseil													
1	8:56:23.846	1:03.621	+6.924	20.294	26.989	16.338							
2	8:57:20.543	56.697		17.489	24.242	14.966							
(706) Oguzhan Saylik													
1	8:56:40.639	1:00.967	+2.465	18.727	25.988	16.252							
2	8:57:40.389	59.760	+1.248	17.909	25.753	16.088							
3	8:58:38.891	58.502		17.455	25.243	15.804							
(624) Noah Beckmann													



X30 JUNIOR

Super Heat

Track length: 1.110 Km

Race Started: 11:49:49

Best Lap by: 693 - Tom Wickop - 45.105


Rank	#	Driver	Nat	Sponsor Entrant	Nat	License E-License	Make	laps	T. Time Diff	Best Lap	Penalty	Points
1	0	622 Marius Bonconseil	DEU	Ebert Motorsport	DEU	NKA41072 KBF38528	OTK/IAME/Komet	14	10:39.856	45.186		75
2	4	628 Konstantin Titze	DEU	Ebert Motorsport	DEU	ITG36957 KBF38528	LN/IAME/Komet	14	10:40.001 0.145	45.159		69
3	0	637 Jan Alessio Stutz	DEU	ADAC Pfalz e.V. Stern Motorsport	DEU	NKA39928 KBF38195	KR/IAME/Komet	14	10:40.610 0.754	45.208		63
4	6	693 Tom Wickop	DEU	DUTT MOTORSP. by FENSTER.COM	LUX	NKA16371 BICK867	T.B.A./IAME/Komet	14	10:43.040 3.184	45.105		57
5	-1	615 Emilio Bernd	DEU	EB-Sportpromotion	DEU	ITG36776 IDC39462	KR/IAME/Komet	14	10:43.228 3.372	45.261		51
6	1	605 Lars Ramaer	DEU	SIM-ON	DEU	NKA24939 KBF39246	Kosmic/IAME/Komet	14	10:45.348 5.492	45.521		48
7	-5	608 Elias Tittus	DEU	MSC-Langenfeld e. V. im ADAC DUTT MOTORSP. by FENSTER.COM	LUX	ITG26232 K867	Tony Kart/IAME/Komet	14	10:47.715 7.859	45.755		45
8	1	621 Finley Hölzel	DEU	ADAC Niedersachsen/ Sachsen-Anhalt e.V.	DEU	NKA41923 BIC38443	Maranello/IAME/Komet	14	10:48.832 8.976	45.736		42
9	-1	630 Adrian Lorenz	DEU	CV Performance Group	DEU	NKA16728 BIC38321	KR/IAME/Komet	14	10:48.907 9.051	45.606		39
10	-5	661 Lenn Abbas	DEU	TB Racing Team	DEU	ITG42712 KBF38262	KR/IAME/Komet	14	10:49.117 9.261	45.703		36
11	0	626 Ben Gallert	DEU	RMW Motorsport	DEU	ITF38862 KBF12143	OTK/IAME/Komet	14	10:49.251 9.395	45.478		34
12	5	633 Lukas Roos	DEU	SIM-ON	DEU	NKA26175 KBF39246	Kosmic/IAME/Komet	14	10:49.448 9.592	45.357		32
13	8	624 Noah Beckmann	DEU	RMW Motorsport	DEU	NKA12374 KBF39010	OTK/IAME/Komet	14	10:50.296 10.440	45.558		30
14	-1	623 Charlotte Tille	DEU	NEES RACING	DEU	ITG38871 KBF38362	KR/IAME/Komet	14	10:51.136 11.280	45.616		28
15	-3	616 Noah Schmitt	DEU	AT Motorsport	DEU	ITG39703 KBF38996	Expriit/IAME/Komet	14	10:51.288 11.432	45.406		26
16	-1	684 Ben Götz	DEU	CV Performance Group	DEU	ITG39655 BIF38321	KR/IAME/Komet	14	10:54.717 14.861	45.257	+ 5 sec	24
17	11	611 Joelina Denzel	DEU	AMC Ehingen e.V. SIM-ON	DEU	ITG38907 BIC39246	Kosmic/IAME/Komet	14	10:56.722 16.866	45.437		22
18	7	705 Gregory Koblitschek	DEU	KSL Racing Team	DEU	15403 KBF43831	Alonso/IAME/Komet	14	10:57.026 17.170	45.716		20
19	0	612 Semir Velija	DEU	Lanari Racing Team	DEU	NKA26111 KBF17166	KR/IAME/Komet	14	10:57.741 17.885	45.276	+ 5 sec	18
20	7	680 Tobias Hinterstoißer	DEU	Ebert Motorsport	DEU	ITG39211 KBF38528	LN/IAME/Komet	14	11:01.030 21.174	46.215		17
21	9	660 Maxi Eigner	DEU	TR Motorsport	DEU	ITG44649 KBF23400	Mach1/IAME/Komet	14	11:01.542 21.686	45.714	+ 5 sec	16
22	2	699 Lenn Göckmann	DEU	ADAC Hessen-Thüringen e.V. Ebert Motorsport	DEU	NKA12140 KBF38528	LN/IAME/Komet	14	11:02.520 22.664	45.623		15
23	6	676 Fabian Burgstahler	DEU	ADAC Württemberg e.V. Stern Motorsport	DEU	NKA38363 KBF38195	KR/IAME/Komet	14	11:03.904 24.048	45.892	+ 5 sec	14
24	-8	677 Moritz Weber	DEU	CV Performance Group	DEU	ITF39714 BIC38321	KR/IAME/Komet	14	11:07.824 27.968	45.795		13
25	6	678 Noah Diewold	DEU	ADAC Südbaden e.V. Dörr Motorsport	DEU	ITG24933 BIF38420	KR/IAME/Komet	14	11:08.137 28.281	46.082		12
26	-8	617 Noah Daniel Nölken	DEU	DUTT MOTORSP. by FENSTER.COM	LUX	ITG43454 K867	Tony Kart/IAME/Komet	14	11:08.246 28.390	45.310		11
27	-5	666 Valentin Knödel	DEU	Kartshop Ampfing	DEU	NKA39340 BIF25142	Drago Corse/IAME/Komet	14	11:08.889 29.033	46.078	+ 5 sec	10
28	-5	606 Manuel Lettner	DEU	Kartshop Ampfing	DEU	NKA38527 BIC25142	Drago Corse/IAME/Komet	14	11:19.294 39.438	46.285	+ 5 sec	9
29	-15	610 Lias Erbersdobler	DEU	ADAC Berlin-Brandenburg e.V. SIM-ON	DEU	NKA12150 BIF38321	Kosmic/IAME/Komet	8	6:16.376 6 Laps	45.397		8
30	-10	706 Oguzhan Saylik	DEU	LAREA GT1RACING	DEU	NKA41380 KBF39725	Kosmic/IAME /Komet	8	6:19.661 6 Laps	45.966		7
31	-5	614 Julian Bub	DEU	Dörr Motorsport	DEU	ITG38373 BIC38420	KR/IAME/Komet	8	6:25.830 6 Laps	46.025	+ 5 sec	6

Announcements

606,660,612, 684,614,666,676 + 5 sec front fairing

Timekeeper
M.Riehmers

Race Director
H.Seidel



INT. ADAC Kartrennen Kerpen

X30 JUNIOR

Erftlandring Kerpen 1,110 Km

Super Heat

21.07.2024 11:48

Race (14 Laps) started at 11:49:49

Lap	Time of Day	Lap Tm	Diff	S1 Tm	S2 Tm	S3 Tm
(622) Marius Bonconseil						
1	11:50:37.526	47.581	+2.395	14.565	20.784	12.232
2	11:51:23.580	46.054	+0.868	13.595	20.379	12.080
3	11:52:09.226	45.646	+0.460	13.452	20.262	11.932
4	11:52:54.703	45.477	+0.291	13.445	20.078	11.954
5	11:53:41.095	46.392	+1.206	14.273	20.228	11.891
6	11:54:26.506	45.411	+0.225	13.520	20.030	11.861
7	11:55:11.744	45.238	+0.052	13.435	19.978	11.825
8	11:55:57.075	45.331	+0.145	13.395	20.061	11.875
9	11:56:43.043	45.968	+0.782	14.033	20.101	11.834
10	11:57:28.629	45.586	+0.400	13.628	19.978	11.980
11	11:58:14.129	45.500	+0.314	13.583	20.077	11.840
12	11:58:59.315	45.186		13.991	19.950	11.845
13	11:59:44.536	45.221	+0.035	13.420	19.977	11.824
14	12:00:29.801	45.265	+0.079	13.394	19.954	11.917

(628) Konstantin Titze						
1	11:50:38.429	48.213	+3.054	15.050	20.934	12.229
2	11:51:24.588	46.169	+1.000	13.700	20.398	12.061
3	11:52:10.212	45.624	+0.465	13.551	20.145	11.928
4	11:52:55.704	45.492	+0.333	13.414	20.113	11.965
5	11:53:41.325	45.621	+0.462	13.604	20.170	11.847
6	11:54:26.576	45.251	+0.092	13.444	19.970	11.837
7	11:55:11.962	45.386	+0.227	13.490	20.016	11.880
8	11:55:57.380	45.418	+0.259	13.567	19.988	11.863
9	11:56:42.674	45.294	+0.135	13.473	19.969	11.852
10	11:57:28.472	45.798	+0.639	13.754	20.068	11.976
11	11:58:14.031	45.569	+0.400	13.539	20.088	11.932
12	11:58:59.190	45.159		13.333	19.968	11.858
13	11:59:44.420	45.230	+0.071	13.323	20.002	11.905
14	12:00:29.946	45.526	+0.367	13.629	19.991	11.906

(637) Jan Alessio Stutz						
1	11:50:37.638	47.611	+2.403	14.643	20.819	12.149
2	11:51:23.789	46.151	+0.943	13.777	20.320	12.054
3	11:52:09.481	45.692	+0.484	13.552	20.120	12.020
4	11:52:55.002	45.521	+0.313	13.469	20.137	11.915
5	11:53:40.677	45.675	+0.467	13.423	20.158	12.094
6	11:54:26.212	45.535	+0.327	13.547	20.077	11.911
7	11:55:11.637	45.425	+0.217	13.482	20.053	11.890
8	11:55:57.263	45.626	+0.418	13.735	20.069	11.822
9	11:56:42.572	45.309	+0.101	13.352	20.110	11.847
10	11:57:28.262	45.690	+0.482	13.653	20.147	11.890
11	11:58:14.507	46.245	+1.037	13.834	20.469	11.942
12	11:58:59.717	45.210	+0.002	13.416	19.999	11.795
13	11:59:44.925	45.208		13.416	19.965	11.827
14	12:00:30.555	45.630	+0.422	13.447	20.315	11.868

(693) Tom Wickop						
1	11:50:39.479	48.838	+3.733	15.381	21.061	12.396
2	11:51:26.177	46.698	+1.593	13.863	20.539	12.296
3	11:52:11.902	45.725	+0.620	13.493	20.110	12.122
4	11:52:57.702	45.800	+0.695	13.435	20.308	12.057
5	11:53:43.564	45.862	+0.757	13.895	20.128	11.839
6	11:54:29.375	45.811	+0.706	13.498	20.443	11.870
7	11:55:14.842	45.467	+0.362	13.542	20.084	11.841
8	11:55:59.947	45.105		13.402	19.926	11.777
9	11:56:45.074	45.127	+0.022	13.345	19.944	11.838
10	11:57:31.187	46.113	+1.008	14.030	20.093	11.990
11	11:58:16.358	45.171	+0.066	13.407	20.015	11.749
12	11:59:01.910	45.552	+0.447	13.666	20.068	11.818
13	11:59:47.372	45.462	+0.357	13.338	20.233	11.891
14	12:00:32.985	45.613	+0.508	13.422	20.253	11.938

(615) Emilio Bernd						
1	11:50:39.070	48.939	+3.678	15.539	21.149	12.251
2	11:51:25.450	46.380	+1.119	13.683	20.469	12.228
3	11:52:11.114	45.664	+0.403	13.515	20.162	11.987
4	11:52:57.210	46.096	+0.835	13.531	20.449	12.116
5	11:53:42.856	45.646	+0.385	13.491	20.215	11.940
6	11:54:28.363	45.507	+0.246	13.393	20.195	11.919
7	11:55:13.917	45.554	+0.293	13.493	20.112	11.949
8	11:55:59.395	45.478	+0.217	13.402	20.146	11.930

Lap	Time of Day	Lap Tm	Diff	S1 Tm	S2 Tm	S3 Tm
9	11:56:44.826	45.431	+0.170	13.419	20.125	11.887
10	11:57:31.086	46.260	+0.999	14.121	20.179	11.960
11	11:58:16.604	45.518	+0.257	13.607	20.035	11.876
12	11:59:02.246	45.642	+0.381	13.552	20.048	12.042
13	11:59:47.507	45.261		13.402	20.011	11.848
14	12:00:33.173	45.666	+0.405	13.524	20.083	12.059

(605) Lars Ramaer						
1	11:50:39.619	49.391	+3.870	15.505	21.598	12.288
2	11:51:26.349	46.730	+1.209	13.834	20.628	12.268
3	11:52:12.049	45.700	+0.179	13.572	20.220	11.908
4	11:52:58.414	46.365	+0.844	13.733	20.451	12.181
5	11:53:44.035	45.621	+0.100	13.477	20.286	11.858
6	11:54:29.785	45.750	+0.229	13.444	20.414	11.892
7	11:55:15.690	45.905	+0.384	13.749	20.213	11.943
8	11:56:01.307	45.617	+0.096	13.494	20.231	11.892
9	11:56:46.967	45.660	+0.139	13.427	20.368	11.865
10	11:57:32.771	45.804	+0.283	13.553	20.262	11.989
11	11:58:18.292	45.521		13.469	20.198	11.854
12	11:59:03.983	45.691	+0.170	13.470	20.273	11.948
13	11:59:49.706	45.723	+0.202	13.520	20.285	11.918
14	12:00:35.293	45.587	+0.066	13.519	20.147	11.921

(608) Elias Tittus						
1	11:50:38.269	48.218	+2.463	15.007	20.912	12.299
2	11:51:25.034	46.765	+1.010	14.004	20.539	12.222
3	11:52:11.042	46.008	+0.253	13.712	20.273	12.023
4	11:52:57.382	46.340	+0.585	13.468	20.862	12.010
5	11:53:43.402	46.020	+0.265	13.774	20.266	11.980
6	11:54:29.693	46.291	+0.536	13.546	20.856	11.889
7	11:55:16.376	46.683	+0.928	14.369	20.387	11.927
8	11:56:02.636	46.260	+0.505	13.795	20.500	11.965
9	11:56:48.574	45.938	+0.183	13.644	20.282	12.012
10	11:57:34.503	45.929	+0.174	13.598	20.305	12.026
11	11:58:20.346	45.843	+0.088	13.640	20.202	12.001
12	11:59:06.130	45.784	+0.029	13.551	20.232	12.001
13	11:59:51.905	45.775	+0.020	13.534	20.276	11.965
14	12:00:37.660	45.755		13.504	20.206	12.045

(621) Finley Hölzel						
1	11:50:39.896	49.497	+3.761	15.748	21.396	12.353
2	11:51:26.535	46.640	+0.904	13.761	20.668	12.211
3	11:52:12.494	45.959	+0.223	13.562	20.363	12.034
4	11:52:58.554	46.060	+0.324	13.507	20.385	12.168
5	11:53:44.425	45.871	+0.135	13.554	20.360	11.957
6	11:54:30.386	45.961	+0.225	13.681	20.290	11.990
7	11:55:16.532	46.146	+0.410	13.838	20.341	11.967
8	11:56:02.873	46.341	+0.605	14.007	20.365	11.969
9	11:56:49.213	46.340	+0.604	13.794	20.529	12.017
10	11:57:35.050	45.837	+0.101	13.739	20.168	11.930
11	11:58:20.786	45.736		13.644	20.154	11.938
12	11:59:06.853	46.067	+0.331	13.850	20.290	11.927
13	11:59:52.656	45.803	+0.067	13.644	20.190	11.969
14	12:00:38.777	46.121	+0.385	13.819	20.377	11.925

(630) Adrian Lorenz						
1	11:50:39.352	48.928	+3.322	15.343	21.220	12.365
2	11:51:26.003					

INT. ADAC Kartrennen Kerpen

X30 JUNIOR

Erftlandring Kerpen 1,110 Km

Super Heat

21.07.2024 11:48

Race (14 Laps) started at 11:49:49

Lap	Time of Day	Lap Tm	Diff	S1 Tm	S2 Tm	S3 Tm
3	11:52:11.446	45.837	+0.134	13.564	20.250	12.023
4	11:52:58.094	46.648	+0.945	13.468	20.653	12.527
5	11:53:43.940	45.846	+0.143	13.689	20.235	11.922
6	11:54:29.910	45.970	+0.267	13.688	20.388	11.894
7	11:55:15.980	46.070	+0.367	13.850	20.323	11.897
8	11:56:02.447	46.467	+0.764	14.055	20.450	11.962
9	11:56:49.040	46.593	+0.890	14.121	20.537	11.935
10	11:57:34.831	45.791	+0.088	13.700	20.132	11.959
11	11:58:21.180	46.349	+0.646	14.080	20.405	11.864
12	11:59:07.320	46.140	+0.437	13.943	20.224	11.973
13	11:59:53.023	45.703		13.539	20.348	11.816
14	12:00:39.062	46.039	+0.336	13.687	20.432	11.920

(626) Ben Gallert

1	11:50:40.045	49.494	+4.016	15.764	21.358	12.382
2	11:51:26.724	46.679	+1.201	13.846	20.555	12.278
3	11:52:12.816	46.092	+0.614	13.683	20.373	12.036
4	11:52:58.775	45.959	+0.481	13.575	20.284	12.100
5	11:53:44.795	46.020	+0.542	13.628	20.382	12.010
6	11:54:30.536	45.741	+0.263	13.578	20.219	11.944
7	11:55:16.732	46.196	+0.718	13.816	20.428	11.952
8	11:56:03.081	46.349	+0.871	13.964	20.349	12.036
9	11:56:49.330	46.249	+0.771	13.718	20.546	11.985
10	11:57:35.493	46.163	+0.685	13.955	20.278	11.930
11	11:58:21.272	45.779	+0.301	13.565	20.368	11.846
12	11:59:08.056	46.784	+1.306	14.502	20.354	11.928
13	11:59:53.534	45.478		13.414	20.130	11.934
14	12:00:39.196	45.662	+0.184	13.478	20.215	11.969

(633) Lukas Roos

1	11:50:41.021	50.068	+4.706	15.971	21.602	12.490
2	11:51:27.953	46.932	+1.575	13.996	20.768	12.168
3	11:52:15.090	47.137	+1.780	13.922	21.029	12.186
4	11:53:01.268	46.178	+0.821	13.920	20.219	12.039
5	11:53:47.830	46.562	+1.205	14.267	20.396	11.899
6	11:54:33.921	46.091	+0.734	13.409	20.712	11.970
7	11:55:19.296	45.375	+0.018	13.408	20.128	11.839
8	11:56:04.983	45.687	+0.330	13.491	20.180	12.016
9	11:56:50.603	45.620	+0.263	13.546	20.156	11.918
10	11:57:36.073	45.470	+0.113	13.418	20.188	11.864
11	11:58:22.030	45.957	+0.600	13.741	20.212	12.004
12	11:59:08.329	46.299	+0.942	13.876	20.382	12.041
13	11:59:53.686	45.357		13.381	20.087	11.889
14	12:00:39.393	45.707	+0.350	13.573	20.233	11.901

(624) Noah Beckmann

1	11:50:41.800	50.420	+4.862	16.005	21.802	12.613
2	11:51:28.313	46.513	+0.955	13.905	20.530	12.078
3	11:52:15.861	47.548	+1.990	13.738	21.170	12.640
4	11:53:01.768	45.907	+0.349	13.583	20.352	11.972
5	11:53:47.548	45.780	+0.222	13.597	20.333	11.850
6	11:54:33.413	45.865	+0.307	13.490	20.484	11.891
7	11:55:19.079	45.666	+0.108	13.403	20.316	11.947
8	11:56:04.855	45.776	+0.218	13.424	20.373	11.979
9	11:56:50.840	45.985	+0.427	13.919	20.195	11.871
10	11:57:36.961	46.121	+0.563	13.811	20.380	11.930
11	11:58:22.867	45.906	+0.348	13.597	20.329	11.980
12	11:59:09.061	46.194	+0.636	13.900	20.375	11.919
13	11:59:54.619	45.558		13.386	20.269	11.903
14	12:00:40.241	45.622	+0.064	13.402	20.330	11.890

(623) Charlotte Tille

1	11:50:40.511	49.888	+4.272	15.781	21.474	12.633
2	11:51:27.652	47.141	+1.525	14.289	20.595	12.257
3	11:52:14.805	47.163	+1.537	14.127	20.776	12.250
4	11:53:01.188	46.383	+0.767	13.981	20.278	12.124
5	11:53:47.145	45.957	+0.341	13.583	20.248	12.126
6	11:54:33.792	46.647	+1.031	13.616	21.093	11.938
7	11:55:19.807	46.015	+0.399	13.741	20.192	12.082
8	11:56:05.423	45.616		13.413	20.155	12.048
9	11:56:52.079	46.666	+1.040	14.187	20.361	12.108
10	11:57:38.015	45.936	+0.320	13.687	20.247	12.002
11	11:58:23.691	45.676	+0.060	13.456	20.163	12.057
12	11:59:09.702	46.011	+0.395	13.671	20.278	12.062

Lap	Time of Day	Lap Tm	Diff	S1 Tm	S2 Tm	S3 Tm
13	11:59:55.323	45.621	+0.005	13.452	20.118	12.051
14	12:00:41.081	45.758	+0.142	13.482	20.239	12.037

(616) Noah Schmitt

1	11:50:40.680	49.933	+4.527	15.830	21.583	12.520
2	11:51:27.428	46.748	+1.342	13.898	20.690	12.160
3	11:52:14.900	47.472	+2.066	14.192	21.205	12.075
4	11:53:00.945	46.045	+0.639	13.756	20.272	12.017
5	11:53:46.754	45.809	+0.403	13.610	20.221	11.978
6	11:54:32.426	45.672	+0.266	13.482	20.191	11.999
7	11:55:17.921	45.495	+0.089	13.401	20.104	11.990
8	11:56:03.630	45.709	+0.303	13.448	20.321	11.940
9	11:56:52.182	48.562	+3.146	16.159	20.325	12.068
10	11:57:38.252	46.070	+0.664	13.916	20.081	12.073
11	11:58:23.801	45.549	+0.143	13.382	20.279	11.888
12	11:59:10.230	46.429	+1.023	14.146	20.244	12.039
13	11:59:55.636	45.406		13.398	20.126	11.882
14	12:00:41.233	45.597	+0.191	13.485	20.146	11.966

(684) Ben Götz

1	11:50:40.827	50.057	+4.800	15.952	21.727	12.378
2	11:51:27.725	46.898	+1.641	14.090	20.755	12.053
3	11:52:14.480	46.755	+1.498	13.915	20.720	12.120
4	11:53:00.275	45.795	+0.538	13.525	20.301	11.969
5	11:53:45.937	45.662	+0.405	13.460	20.315	11.887
6	11:54:31.463	45.526	+0.269	13.409	20.238	11.879
7	11:55:16.950	45.487	+0.230	13.384	20.218	11.885
8	11:56:03.404	46.454	+1.197	13.926	20.466	12.062
9	11:56:49.607	46.203	+0.946	13.648	20.646	11.909
10	11:57:35.640	46.033	+0.776	13.873	20.233	11.927
11	11:58:21.672	46.032	+0.775	14.044	20.110	11.878
12	11:59:08.767	47.095	+1.838	14.964	20.284	11.847
13	11:59:54.024	45.257		13.261	20.126	11.870
14	12:00:39.662	45.638	+0.381	13.520	20.182	11.936

(611) Joeline Denzel

1	11:50:43.428	50.790	+5.363	15.852	22.314	12.624
2	11:51:29.831	46.403	+0.966	13.787	20.539	12.077
3	11:52:17.191	47.360	+1.923	13.601	20.908	12.851
4	11:53:03.547	46.856	+0.919	13.727	20.436	12.193
5	11:53:49.458	45.911	+0.474	13.496	20.340	12.075
6	11:54:35.467	46.009	+0.572	13.579	20.389	12.041
7	11:55:21.603	46.136	+0.699	14.018	20.215	11.903
8	11:56:07.302	45.699	+0.262	13.467	20.250	11.982
9	11:56:57.759	50.457	+5.020	17.600	20.770	12.087
10	11:57:43.464	45.705	+0.268	13.467	20.288	11.950
11	11:58:29.006	45.542	+0.105	13.442	20.192	11.908
12	11:59:14.443	45.437		13.335	20.185	11.917
13	12:00:00.822	46.379	+0.942	13.388	20.627	12.364
14	12:00:46.667	45.845	+0.408	13.708	20.233	11.904


(705) Gregory Koblitshchek

1	11:50:44.840	52.843	+7.127	16.091	24.123	12.629
2	11:51:31.950	47.110	+1.394	13.990	20.873	12.247
3	11:52:19.484	47.534	+1.818	14.182	21.141	12.211
4	11:53:06.779	47.295	+1.579	13.715	21.042	12.538
5	11:53:52.732	45.953	+0.237	13.882	20.236	11.835
6	11:54:38.706	45.974	+0.258	13.656	20.105	12.213
7	11:55:24.430	45.724	+0.008	13.680	20.121	11.923
8	11:56:10.308	45.878	+0.162	13.486	20.515	11.877
9	11:56:56.364	46.056	+0.340	13.899	20.152	12.005
10	11:57:42.538	46.174	+0.458	14.052	20.199	11.923
11	11:58:28.293	45.755	+0.039	13.669	20.188	11.898
12	11:59:14.009	45.716		13.588	20.280	11.848
13	12:00:00.736	46.727	+1.011	13.528	20.780	12.419
14	12:00:46.971	46.235	+0.519	14.072	20.208	11.955

(612) Semir Velija

1	11:50:41.926	50.705	+5.429	16.447	21.662	12.596
2	11:51:28.535	46.609	+1.333	13.941	20.607	12.061
3	11:52:15.542	47.007	+1.731	13.846	20.844	12.317
4	11:53:01.367	45.825	+0.549	13.653	20.145	12.027
5	11:53:47.248	45.881	+0.605	13.527	20.245	12.109
6	11:54:33.175	45.927	+0.651	13.589	20.519	11.819

Orbits



INT. ADAC Kartrennen Kerpen

X30 JUNIOR

Erftlandring Kerpen 1,110 Km

Super Heat

21.07.2024 11:48

Race (14 Laps) started at 11:49:49

Lap	Time of Day	Lap Tm	Diff	S1 Tm	S2 Tm	S3 Tm	Lap	Time of Day	Lap Tm	Diff	S1 Tm	S2 Tm	S3 Tm
(680) Tobias Hinterstoißer							1	11:50:57.519	1:06.157	+20.362	16.483	36.994	12.680
7	11:55:18.451	45.276		13.377	20.084	11.815	2	11:51:44.274	46.755	+0.960	13.890	20.642	12.223
8	11:56:03.741	45.290	+0.014	13.305	20.016	11.969	3	11:52:30.649	46.375	+0.580	13.670	20.429	12.276
9	11:56:49.909	46.168	+0.892	13.945	20.193	12.030	4	11:53:16.874	46.225	+0.430	13.899	20.266	12.060
10	11:57:35.836	45.927	+0.651	13.720	20.209	11.998	5	11:54:02.930	46.056	+0.261	13.697	20.306	12.053
11	11:58:21.567	45.731	+0.455	13.639	20.214	11.878	6	11:54:49.014	46.084	+0.289	13.691	20.315	12.078
12	11:59:11.044	49.477	+4.201	16.995	20.564	11.918	7	11:55:34.957	45.943	+0.148	13.656	20.215	12.072
13	11:59:56.789	45.745	+0.469	13.472	20.291	11.982	8	11:56:20.797	45.840	+0.045	13.608	20.220	12.012
14	12:00:42.686	45.897	+0.621	13.483	20.488	11.926	9	11:57:07.512	46.715	+0.920	14.270	20.417	12.028
(680) Tobias Hinterstoißer							10	11:57:53.307	45.795		13.710	20.143	11.942
1	11:50:43.351	51.191	+4.976	16.165	22.386	12.640	11	11:58:39.167	45.860	+0.065	13.626	20.251	11.983
2	11:51:30.721	47.370	+1.155	14.085	20.841	12.444	12	11:59:25.024	45.857	+0.062	13.614	20.268	11.975
3	11:52:17.715	46.994	+0.779	13.973	20.742	12.279	13	12:00:10.890	45.866	+0.071	13.476	20.213	12.177
4	11:53:05.011	47.296	+1.081	14.083	20.861	12.352	14	12:00:57.769	46.879	+1.084	14.224	20.631	12.024
5	11:53:52.065	47.054	+0.839	13.689	21.174	12.191	(678) Noah Diewold						
6	11:54:38.578	46.513	+0.298	13.628	20.628	12.257	1	11:50:45.489	52.835	+6.753	16.084	24.198	12.553
7	11:55:25.304	46.726	+0.511	13.561	20.877	12.288	2	11:51:32.409	46.920	+0.838	13.745	20.962	12.213
8	11:56:11.519	46.215		13.522	20.547	12.146	3	11:52:20.727	48.318	+2.236	13.761	21.728	12.829
9	11:56:58.103	46.584	+0.369	13.776	20.614	12.194	4	11:53:07.358	46.631	+0.549	13.785	20.678	12.168
10	11:57:44.637	46.534	+0.319	13.630	20.656	12.248	5	11:53:53.440	46.082		13.684	20.440	11.958
11	11:58:31.412	46.775	+0.560	14.020	20.572	12.183	6	11:54:39.587	46.147	+0.065	13.618	20.391	12.138
12	11:59:18.055	46.643	+0.428	13.762	20.617	12.264	7	11:55:25.776	46.189	+0.107	13.576	20.503	12.110
13	12:00:04.459	46.404	+0.189	13.582	20.514	12.308	8	11:56:11.889	46.113	+0.031	13.587	20.370	12.156
14	12:00:50.975	46.516	+0.301	13.609	20.645	12.262	9	11:57:05.323	53.434	+7.352	20.657	20.603	12.174
(660) Maxi Eigner							10	11:57:51.728	46.405	+0.323	13.734	20.494	12.177
1	11:50:44.287	51.165	+5.451	15.663	22.957	12.545	11	11:58:38.074	46.346	+0.264	13.719	20.453	12.174
2	11:51:30.791	46.504	+0.790	13.651	20.578	12.275	12	11:59:24.523	46.449	+0.367	13.745	20.524	12.180
3	11:52:17.437	46.646	+0.932	13.557	20.520	12.569	13	12:00:10.893	46.370	+0.288	13.658	20.420	12.292
4	11:53:03.975	46.538	+0.824	14.048	20.512	11.978	14	12:00:58.082	47.189	+1.107	14.093	20.987	12.109
5	11:53:49.841	45.866	+0.152	13.407	20.327	12.132	(617) Noah Daniel Nölkén						
6	11:54:35.555	45.714		13.542	20.295	11.877	1	11:50:41.689	50.183	+4.873	15.730	21.765	12.688
7	11:55:21.293	45.738	+0.024	13.531	20.286	11.921	2	11:51:28.771	47.082	+1.772	14.357	20.643	12.082
8	11:56:07.197	45.904	+0.190	13.428	20.524	11.952	3	11:52:16.540	47.769	+2.459	13.798	21.468	12.503
9	11:56:53.013	45.816	+0.102	13.628	20.267	11.921	4	11:53:02.424	45.884	+0.574	13.585	20.325	11.974
10	11:57:41.598	48.585	+2.871	16.154	20.427	12.004	5	11:53:49.095	46.671	+1.361	13.412	20.662	12.597
11	11:58:27.669	46.071	+0.357	13.683	20.365	12.023	6	11:54:34.549	45.454	+0.144	13.373	19.956	12.125
12	11:59:13.750	46.081	+0.367	13.665	20.420	11.996	7	11:55:20.508	45.959	+0.649	13.867	20.234	11.858
13	12:00:00.563	46.813	+1.099	13.563	21.074	12.176	8	11:56:05.993	45.485	+0.175	13.333	20.210	11.942
14	12:00:46.487	45.924	+0.210	13.741	20.196	11.987	9	11:57:10.584	1:04.591	+19.281	31.532	20.381	12.678
(699) Lenn Göckmann							10	11:57:56.273	45.689	+0.379	13.552	20.079	12.058
1	11:50:42.500	50.322	+4.699	15.914	22.073	12.335	11	11:58:42.091	45.818	+0.508	13.510	20.179	12.129
2	11:51:29.298	46.798	+1.175	13.972	20.652	12.174	12	11:59:27.546	45.455	+0.145	13.357	20.135	11.963
3	11:52:17.027	47.729	+2.106	13.742	21.229	12.758	13	12:00:12.856	45.310		13.325	20.029	11.956
4	11:53:03.871	46.844	+1.221	14.025	20.577	12.242	14	12:00:58.191	45.335	+0.025	13.348	19.947	12.040
5	11:53:50.056	46.185	+0.562	13.688	20.548	11.949	(666) Valentin Knödel						
6	11:54:36.470	46.414	+0.791	13.976	20.288	12.150	1	11:50:44.170	52.303	+6.225	16.098	23.656	12.549
7	11:55:23.505	47.055	+1.412	13.800	21.205	12.030	2	11:51:31.531	47.361	+1.283	14.072	20.875	12.414
8	11:56:09.363	45.858	+0.235	13.528	20.365	11.965	3	11:52:20.615	49.084	+3.006	13.699	22.339	13.046
9	11:57:02.804	53.441	+7.818	21.000	20.389	12.052	4	11:53:08.325	47.710	+1.632	14.677	20.652	12.381
10	11:57:48.619	45.815	+0.192	13.676	20.157	11.982	5	11:53:55.023	46.698	+0.620	13.840	20.600	12.258
11	11:58:34.934	46.315	+0.692	13.476	20.581	12.258	6	11:54:41.310	46.287	+0.209	13.744	20.337	12.206
12	11:59:21.024	46.090	+0.467	13.716	20.397	11.977	7	11:55:27.728	46.418	+0.340	13.783	20.460	12.175
13	12:00:06.647	45.623		13.426	20.221	11.976	8	11:56:14.062	46.334	+0.256	13.777	20.380	12.177
14	12:00:52.465	45.818	+0.195	13.589	20.326	11.903	9	11:57:01.229	47.167	+1.089	14.219	20.636	12.312
(676) Fabian Burgstahler							10	11:57:47.977	46.748	+0.670	13.910	20.585	12.253
1	11:50:44.635	52.226	+6.334	15.991	23.504	12.731	11	11:58:34.832	46.855	+0.777	13.794	20.810	12.251
2	11:51:31.766	47.131	+1.239	14.097	20.885	12.149	12	11:59:21.427	46.595	+0.517	14.039	20.376	12.180
3	11:52:18.550	46.784	+0.892	13.695	20.919	12.170	13	12:00:07.505	46.078		13.671	20.317	12.090
4	11:53:06.992	48.442	+2.550	13.663	22.106	12.673	14	12:00:53.834	46.329	+0.251	13.668	20.407	12.254
5	11:53:53.162	46.170	+0.278	13.859	20.297	12.014	(606) Manuel Lettner						
6	11:54:39.054	45.892		13.568	20.361	11.963	1	11:50:57.681	1:06.011	+19.726	16.176	37.192	12.643
7	11:55:25.498	46.444	+0.552	13.562	20.583	12.299	2	11:51:44.564	46.883	+0.598	13.956	20.799	12.128
8	11:56:11.667	46.169	+0.277	13.491	20.473	12.205	3	11:52:31.074	46.510	+0.225	13.618	20.641	12.251
9	11:56:58.379	46.712	+0.820	13.729	20.622	12.361	4	11:53:18.031	46.957	+0.672	14.319	20.542	12.096
10	11:57:44.708	46.329	+0.437	13.677	20.456	12.196	5	11:54:04.506	46.475	+0.190	13.842	20.509	12.124
11	11:58:30.709	46.001	+0.109	13.719	20.275	12.007	6	11:54:51.176	46.670	+0.385	13.828	20.654	12.188
12	11:59:16.803	46.094	+0.202	13.691	20.315	12.088	7	11:55:37.728	46.552	+0.267	13.777	20.650	12.125
13	12:00:02.858	46.055	+0.163	13.515	20.468	12.072	8	11:56:24.292	46.564	+0.279	13.785	20.618	12.161
14	12:00:48.849	45.991	+0.099	13.557	20.403	12.031	9	11:57:11.739	47.447	+1.162	14.598	20.587	12.262
(677) Moritz Weber							10	11:57:58.341	46.602	+0.317	13.888	20.651	12.063

Orbits



INT. ADAC Kartrennen Kerpen

X30 JUNIOR

Erftlandring Kerpen 1,110 Km

Super Heat

21.07.2024 11:48

Race (14 Laps) started at 11:49:49

Lap	Time of Day	Lap Tm	Diff	S1 Tm	S2 Tm	S3 Tm	Lap	Time of Day	Lap Tm	Diff	S1 Tm	S2 Tm	S3 Tm
11	11:58:44.844	46.503	+0.218	13.810	20.576	12.117							
12	11:59:31.484	46.640	+0.355	13.859	20.713	12.068							
13	12:00:17.769	46.285		13.754	20.450	12.081							
14	12:01:04.239	46.470	+0.185	13.749	20.376	12.345							
(610) Lias Erbersdobler													
1	11:50:41.318	50.407	+5.010	16.147	21.713	12.547							
2	11:51:28.215	46.897	+1.500	13.855	20.798	12.244							
3	11:52:16.717	48.502	+3.105	14.554	21.227	12.721							
4	11:53:02.721	46.004	+0.607	13.626	20.320	12.058							
5	11:53:48.664	45.943	+0.546	13.493	20.342	12.108							
6	11:54:34.339	45.675	+0.278	13.453	20.234	11.988							
7	11:55:20.924	46.585	+1.188	14.445	20.205	11.935							
8	11:56:06.321	45.397		13.318	20.144	11.935							
(706) Oguzhan Saylik													
1	11:50:42.262	50.570	+4.604	16.254	21.916	12.400							
2	11:51:29.106	46.844	+0.878	14.034	20.688	12.122							
3	11:52:16.813	47.707	+1.741	13.791	21.239	12.677							
4	11:53:03.699	46.886	+0.920	14.057	20.631	12.198							
5	11:53:49.941	46.242	+0.276	13.569	20.594	12.079							
6	11:54:36.429	46.488	+0.522	13.839	20.418	12.231							
7	11:55:23.640	47.211	+1.245	13.736	21.448	12.027							
8	11:56:09.606	45.966		13.731	20.242	11.993							
(614) Julian Bub													
1	11:50:45.174	52.641	+6.616	16.425	23.568	12.648							
2	11:51:32.108	46.934	+0.909	13.805	20.889	12.240							
3	11:52:18.814	46.706	+0.681	13.923	20.673	12.110							
4	11:53:05.413	46.599	+0.574	13.627	20.889	12.083							
5	11:53:51.438	46.025		13.439	20.599	11.987							
6	11:54:37.487	46.049	+0.024	13.502	20.441	12.106							
7	11:55:23.879	46.392	+0.367	13.458	20.881	12.053							
8	11:56:10.775	46.896	+0.871	13.692	21.109	12.095							



INT. ADAC Kartrennen Kerpen

Lapchart

X30 JUNIOR

Erftlandring Kerpen 1,110 Km

Super Heat

21.07.2024 11:48

Race (14 Laps) started at 11:49:49

Competitors	Laps														
	0	1	2	3	4	5	6	7	8	9	10	11	12	13	14
Marius Bonconseil (622)	1	622	622	622	622	622	637	637	637	622	637	637	628	628	622
Jan Alessio Stutz (637)	2	637	637	637	637	622	622	622	637	628	628	622	622	622	628
Elias Tittus (608)	3	608	608	628	628	628	628	628	628	622	622	637	637	637	637
Lenn Abbas (661)	4	661	628	608	608	615	615	615	615	615	615	693	693	693	693
Emilio Bernd (615)	5	615	661	615	615	608	608	693	693	693	693	615	615	615	615
Konstantin Titze (628)	6	628	615	661	661	693	693	608	605	605	605	605	605	605	605
Lars Ramaer (605)	7	605	630	630	630	661	661	605	661	661	608	608	608	608	608
Finley Hölzel (621)	8	621	693	693	693	630	605	661	630	608	630	661	621	621	621
Adrian Lorenz (630)	9	630	605	605	605	605	621	630	608	630	661	621	630	630	630
Ben Gallert (626)	10	626	621	621	621	621	630	621	621	621	621	630	661	661	661
Charlotte Tille (623)	11	623	626	626	626	626	626	626	626	626	626	626	626	626	626
Tom Wickop (693)	12	693	623	616	684	684	684	684	684	684	684	612	633	633	633
Noah Schmitt (616)	13	616	616	623	623	616	616	616	616	616	612	612	684	684	684
Ben Götz (684)	14	684	684	684	616	623	623	612	612	612	633	633	633	624	624
Lias Erbersdobler (610)	15	610	633	633	633	633	612	624	624	624	624	624	624	623	623
Lukas Roos (633)	16	633	610	610	612	612	624	623	633	633	623	623	623	616	616
Semir Velija (612)	17	612	617	624	624	624	633	633	623	623	616	616	616	612	612
Moritz Weber (677)	18	677	624	612	617	617	610	610	617	617	660	660	660	660	660
Noah Beckmann (624)	19	624	612	617	610	610	617	610	610	705	705	705	705	705	611
Noah Daniel Nölken (617)	20	617	706	706	706	611	611	611	660	660	611	611	611	611	705
Manuel Lettner (606)	21	606	699	699	699	706	660	660	611	611	680	680	676	676	676
Oguzhan Saylik (706)	22	706	680	611	611	699	706	706	699	699	676	676	680	680	680
Valentin Knödel (666)	23	666	611	680	660	660	699	699	706	706	666	666	666	699	699
Gregory Koblitschek (705)	24	705	666	660	680	680	614	614	614	705	699	699	699	666	666
Tobias Hinterstoißer (680)	25	680	660	666	676	614	680	680	705	614	678	678	678	678	677
Lenn Göckmann (699)	26	699	676	676	614	705	705	705	680	680	677	677	677	677	678
Fabian Burgstahler (676)	27	676	705	705	705	676	676	676	676	676	617	617	617	617	617
Julian Bub (614)	28	614	614	614	666	678	678	678	678	678	606	606	606	606	606
Joelina Denzel (611)	29	611	678	678	678	666	666	666	666	666					
Noah Diewold (678)	30	678	677	677	677	677	677	677	677	677					
Maxi Eigner (660)	31	660	606	606	606	606	606	606	606	606					





DKM Round 4

X30 JUNIOR

Kerpen

Final Intermediate Classification

Pos. No.	Firstname	Lastname	Nat.	Entrant	Nat.	Ent	Make	Sponsor	QP	Total PTS	Heat 1	Heat 2	SUJ
1	622	Marius	Bonconseil	DEU	Ebert Motorsport	DEU	OTK/IAME/Komet		2	161	50	36	75
2	628	Konstantin	Titze	DEU	Ebert Motorsport	DEU	LN/IAME/Komet		4	140	21	50	69
3	637	Jan Alessio	Stutz	DEU	Stern Motorsport	DEU	KR/IAME/Komet	ADAC Pfalz e.V.	8	139	32	44	63
4	615	Emilio	Bernd	DEU	EB-Sportpromotion	DEU	KR/IAME/Komet		1	126	34	41	51
5	608	Elias	Tittus	DEU	DUTT MOTORSP. by FENSTER.COM	LUX	Tony Kart/IAME/Komet	MSC-Langefeld e. V. im ADAC	5	121	38	38	45
6	661	Lenn	Abbas	DEU	TB Racing Team	DEU	KR/IAME/Komet		9	111	41	34	36
7	693	Tom	Wickop	DEU	DUTT MOTORSP. by FENSTER.COM	LUX	T.B.A./IAME/Komet		7	110	36	17	57
8	605	Lars	Ramaer	DEU	SIM-ON	DEU	Kosmic/IAME/Komet		3	105	44	13	48
9	621	Finley	Hölzel	DEU	ADAC Niedersachsen/ Sachsen-Anhalt e.V.	DEU	Maranello/IAME/Komet		23	97	27	28	42
10	630	Adrian	Lorenz	DEU	CV Performance Group	DEU	KR/IAME/Komet		12	96	30	27	39
11	626	Ben	Gallert	DEU	RMW Motorsport	DEU	OTK/IAME/Komet		16	86	26	26	34
12	623	Charlotte	Tille	DEU	NEES RACING	DEU	KR/IAME/Komet		15	76	23	25	28
13	616	Noah	Schmitt	DEU	AT Motorsport	DEU	Expriit/IAME/Komet		21	75	25	24	26
14	633	Lukas	Roos	DEU	SIM-ON	DEU	Kosmic/IAME/Komet		6	71	9	30	32
15	684	Ben	Götz	DEU	CV Performance Group	DEU	KR/IAME/Komet		14	64	17	23	24
16	624	Noah	Beckmann	DEU	RMW Motorsport	DEU	OTK/IAME/Komet		24	64	12	22	30
17	612	Semir	Velija	DEU	Lanari Racing Team	DEU	KR/IAME/Komet		10	55	28	9	18
18	677	Moritz	Weber	DEU	CV Performance Group	DEU	KR/IAME/Komet		25	53	19	21	13
19	610	Lias	Erbersdobler	DEU	SIM-ON	DEU	Kosmic/IAME/Komet	ADAC Berlin-Brandenburg e.V.	11	49	22	19	8
20	617	Noah Daniel	Nölken	DEU	DUTT MOTORSP. by FENSTER.COM	LUX	Tony Kart/IAME/Komet		13	49	6	32	11
21	611	Joelina	Denzel	DEU	SIM-ON	DEU	Kosmic/IAME/Komet	AMC Ehingen e.V.	19	46	8	16	22
22	705	Gregory	Koblitschek	DEU	KSL Racing Team	DEU	Alonso/IAME/Komet		17	45	24	1	20
23	666	Valentin	Knödel	DEU	Kartshop Ampfing	DEU	Drago Corse/IAME/Komet		26	44	16	18	10
24	699	Lenn	Göckmann	DEU	Ebert Motorsport	DEU	LN/IAME/Komet	ADAC Hessen-Thüringen e.V.	22	42	13	14	15
25	680	Tobias	Hinterstoißer	DEU	Ebert Motorsport	DEU	LN/IAME/Komet		30	42	10	15	17
26	706	Oguzhan	Saylik	DEU	LAREA GT1RACING	DEU	Kosmic/IAME /Komet		31	42	15	20	7
27	606	Manuel	Lettner	DEU	Kartshop Ampfing	DEU	Drago Corse/IAME/Komet		29	41	20	12	9
28	676	Fabian	Burgstahler	DEU	Stern Motorsport	DEU	KR/IAME/Komet	ADAC Württemberg e.V.	20	38	14	10	14
29	660	Maxi	Eigner	DEU	TR Motorsport	DEU	Mach1/IAME/Komet		18	35	11	8	16
30	614	Julian	Bub	DEU	Dörr Motorsport	DEU	KR/IAME/Komet		27	31	18	7	6
31	678	Noah	Diewold	DEU	Dörr Motorsport	DEU	KR/IAME/Komet	ADAC Südbaden e.V.	28	30	7	11	12

Announcements: These results are provisional until the conclusion of any judicial and technical matters

Racedirector Horst Seidel:



Timekeeping Monika Riehmers:



Printed: 21.07.2024 12:25

Posted at: h





DKM Round 4

Class: X30 JUNIOR

Date/Time: 21.07.2024 16:15

Track:

Heat:

Laps:

Kerpen

Final

17 laps

Edition 0

	35		18		36
	33		17		34
Noah Diewold	678	KR/IAME/Komet	16		32
Maxi Eigner	660	Mach1/IAME/Komet	15	Julian Bub	614
Manuel Lettner	606	Corse/IAME/Komet	14	Fabian Burgstahler	676
Tobias Hinterstoiber	680	LN/IAME/Komet	13	Oguzhan Saylik	706
Valentin Knödel	666	Corse/IAME/Komet	12	Lenn Göckmann	699
Joelina Denzel	611	Kosmic/IAME/Komet	11	Gregory Koblitschek	705
Lias Erbersdobler	610	Kosmic/IAME/Komet	10	Noah Daniel Nölken	617
Semir Velija	612	KR/IAME/Komet	9	Moritz Weber	677
Ben Götz	684	KR/IAME/Komet	8	Noah Beckmann	624
Noah Schmitt	616	Exprit/IAME/Komet	7	Lukas Roos	633
Ben Gallert	626	OTK/IAME/Komet	6	Charlotte Tille	623
Finley Hölzel	621	Maranello/IAME/Komet	5	Adrian Lorenz	630
Tom Wickop	693	T.B.A./IAME/Komet	4	Lars Ramaer	605
Elias Tittus	608	Kart/IAME/Komet	3	Lenn Abbas	661
Jan Alessio Stutz	637	KR/IAME/Komet	2	Emilio Bernd	615
Marius Bonconseil	622	OTK/IAME/Komet	1	Konstantin Titze	628

Pole Position

Row

printed 21.07.2024 12:25



INT. ADAC Kartrennen Kerpen

X30 JUNIOR

Erftlandring Kerpen 1,110 Km


Startgrid Final Revision 2

21.07.2024 16:15

Race (17 Laps)

14	606	27	676	28
13	680	25	706	26
12	666	23	699	24
11	611	21	705	22
10	610	19	617	20
9	612	17	677	18
8	684	15	624	16
7	616	13	633	14
6	623	11	621	12
5	661	9	626	10
4	605	7	630	8
3	608	5	693	6
2	637	3	615	4
1	622	1	628	2

POLE POSITION



Orbits





INT. ADAC Kartrennen Kerpen

X30 JUNIOR

Erftlandring Kerpen 1,110 Km


Startgrid Final Revision 2

21.07.2024 16:15

Race (17 Laps)

16	678
	31
15	660
	29

614
30



Orbits





X30 JUNIOR

Final

Track length: 1.110 Km

Race Started: 16:17:25

Best Lap by: 637 - Jan Alessio Stutz - 45,044

Rank	#	Driver	Nat	Sponsor Entrant	Nat	License E-License	Make	laps	T. Time Diff	Best Lap	Penalty	Points
1	0	622 Marius Bonconseil	DEU	Ebert Motorsport	DEU	NKA41072 KBF38528	OTK/IAME/Komet	17	12:52.361	45.089		50
2	1	637 Jan Alessio Stutz	DEU	ADAC Pfalz e.V. Stern Motorsport	DEU	NKA39928 KBF38195	KR/IAME/Komet	17	12:52.541 0.180	45.044		45
3	4	605 Lars Ramaer	DEU	SIM-ON	DEU	NKA24939 KBF39246	Kosmic/IAME/Komet	17	12:55.832 3.471	45.255		38
4	0	615 Emilio Bernd	DEU	EB-Sportpromotion	DEU	ITG36776 IDC39462	KR/IAME/Komet	17	12:56.211 3.850	45.118		34
5	0	608 Elias Tittus	DEU	MSC-Langenfeld e. V. im ADAC DUTT MOTORSP. by FENSTER.COM	LUX	ITG26232 K867	Tony Kart/IAME/Komet	17	12:58.071 5.710	45.306		30
6	3	661 Lenn Abbas	DEU	TB Racing Team	DEU	ITG42712 KBF38262	KR/IAME/Komet	17	12:58.372 6.011	45.309		26
7	1	630 Adrian Lorenz	DEU	CV Performance Group	DEU	NKA16728 BIC38321	KR/IAME/Komet	17	13:01.882 9.521	45.342		22
8	7	684 Ben Götz	DEU	CV Performance Group	DEU	ITG39655 BIF38321	KR/IAME/Komet	17	13:03.651 11.290	45.286		18
9	1	626 Ben Gallert	DEU	RMW Motorsport	DEU	ITF38862 KBF12143	OTK/IAME/Komet	17	13:05.561 13.200	45.276		14
10	-4	693 Tom Wickop	DEU	DUTT MOTORSP. by FENSTER.COM	LUX	NKA16371 BICK867	T.B.A./IAME/Komet	17	13:05.746 13.385	45.254		10
11	7	677 Moritz Weber	DEU	CV Performance Group	DEU	ITF39714 BIC38321	KR/IAME/Komet	17	13:08.639 16.278	45.447		8
12	5	612 Semir Velija	DEU	Lanari Racing Team	DEU	NKA26111 KBF17166	KR/IAME/Komet	17	13:10.401 18.040	45.211	+ 5 sec	6
13	7	617 Noah Daniel Nölken	DEU	DUTT MOTORSP. by FENSTER.COM	LUX	ITG43454 K867	Tony Kart/IAME/Komet	17	13:11.637 19.276	45.263		4
14	-12	628 Konstantin Titze	DEU	Ebert Motorsport	DEU	ITG36957 KBF38528	LN/IAME/Komet	17	13:12.072 19.711	45.242	+ 8 sec	2
15	14	660 Maxi Eigner	DEU	TR Motorsport	DEU	ITG44649 KBF23400	Mach1/IAME/Komet	17	13:13.249 20.888	45.337	+ 5 sec	1
16	5	611 Joelina Denzel	DEU	AMC Ehingen e.V. SIM-ON	DEU	ITG38907 BIC39246	Kosmic/IAME/Komet	17	13:13.398 21.037	45.385		0
17	5	705 Gregory Koblitschek	DEU	KSL Racing Team	DEU	15403 KBF43831	Alonso/IAME/Komet	17	13:14.162 21.801	45.689		0
18	-6	621 Finley Hölzel	DEU	ADAC Niedersachsen/ Sachsen-Anhalt e.V.	DEU	NKA41923 BIC38443	Maranello/IAME/Komet	17	13:14.451 22.090	45.457	+ 3 sec	0
19	0	610 Lias Erbersdobler	DEU	ADAC Berlin-Brandenburg e.V. SIM-ON	DEU	NKA12150 BIF38321	Kosmic/IAME/Komet	17	13:14.540 22.179	45.258		0
20	10	614 Julian Bub	DEU	Dörr Motorsport	DEU	ITG38373 BIC38420	KR/IAME/Komet	17	13:14.775 22.414	45.815		0
21	10	678 Noah Diewold	DEU	ADAC Südbaden e.V. Dörr Motorsport	DEU	ITG24933 BIF38420	KR/IAME/Komet	17	13:15.481 23.120	45.912		0
22	4	706 Oguzhan Saylik	DEU	LAREA GT1RACING	DEU	NKA41380 KBF39725	Kosmic/IAME /Komet	17	13:19.097 26.736	46.010		0
23	5	676 Fabian Burgstahler	DEU	ADAC Württemberg e.V. Stern Motorsport	DEU	NKA38363 KBF38195	KR/IAME/Komet	17	13:19.288 26.927	46.034		0
24	0	699 Lenn Göckmann	DEU	ADAC Hessen-Thüringen e.V. Ebert Motorsport	DEU	NKA12140 KBF38528	LN/IAME/Komet	17	13:19.461 27.100	45.954		0
25	-2	666 Valentin Knödel	DEU	Kartshop Ampfing	DEU	NKA39340 BIF25142	Drago Corse/IAME/Komet	17	13:19.472 27.111	45.598	+ 5 sec	0
26	-1	680 Tobias Hinterstoßer	DEU	Ebert Motorsport	DEU	ITG39211 KBF38528	LN/IAME/Komet	17	13:20.163 27.802	46.147		0
27	-16	623 Charlotte Tille	DEU	NEES RACING	DEU	ITG38871 KBF38362	KR/IAME/Komet	17	13:22.552 30.191	45.335		0
28	-1	606 Manuel Lettner	DEU	Kartshop Ampfing	DEU	NKA38527 BIC25142	Drago Corse/IAME/Komet	17	13:23.868 31.507	45.806	+ 5 sec	0
29	-15	633 Lukas Roos	DEU	SIM-ON	DEU	NKA26175 KBF39246	Kosmic/IAME/Komet	5	3:57.779 12 Laps	46.244		0
30	-14	624 Noah Beckmann	DEU	RMW Motorsport	DEU	NKA12374 KBF39010	OTK/IAME/Komet	5	3:58.053 12 Laps	46.236		0
31	-18	616 Noah Schmitt	DEU	AT Motorsport	DEU	ITG39703 KBF38996	Exprit/IAME/Komet	5	3:58.162 12 Laps	45.894		0

Announcements

621,628 + 3 sec corridor

606,660,666 + 5 sec front fairing

612 + 5 sec push


Timekeeper
M.Riehmers

Race Director
H.Seidel

Page 1/1

These results are provisional until the conclusion of any judicial and technical matters!

Printed: 21.07.2024 / 16:57



INT. ADAC Kartrennen Kerpen

X30 JUNIOR

Erftlandring Kerpen 1,110 Km

Final

21.07.2024 16:15

Race (17 Laps) started at 16:17:25

Lap	Time of Day	Lap Tm	Diff	S1 Tm	S2 Tm	S3 Tm
(622) Marius Bonconseil						
1	16:18:12.651	47.219	+2.130	14.430	20.640	12.149
2	16:18:58.960	46.309	+1.220	13.609	20.676	12.024
3	16:19:44.470	45.510	+0.421	13.521	20.095	11.894
4	16:20:29.866	45.396	+0.307	13.462	20.061	11.873
5	16:21:15.110	45.244	+0.155	13.358	20.023	11.863
6	16:22:00.305	45.195	+0.106	13.383	20.003	11.809
7	16:22:45.564	45.259	+0.170	13.365	20.007	11.887
8	16:23:30.742	45.178	+0.089	13.368	19.979	11.831
9	16:24:15.920	45.178	+0.089	13.310	20.052	11.816
10	16:25:01.089	45.169	+0.080	13.308	19.995	11.866
11	16:25:46.178	45.089		13.297	19.966	11.826
12	16:26:31.431	45.253	+0.164	13.423	19.961	11.869
13	16:27:16.601	45.170	+0.081	13.349	19.976	11.845
14	16:28:01.854	45.253	+0.164	13.363	19.988	11.902
15	16:28:46.960	45.106	+0.017	13.346	19.965	11.795
16	16:29:32.111	45.151	+0.062	13.287	20.045	11.819
17	16:30:17.793	45.682	+0.593	13.430	20.308	11.944

Lap	Time of Day	Lap Tm	Diff	S1 Tm	S2 Tm	S3 Tm
(637) Jan Alessio Stutz						
1	16:18:12.992	47.409	+2.365	14.524	20.630	12.255
2	16:18:59.149	46.157	+1.113	13.649	20.473	12.035
3	16:19:44.864	45.715	+0.671	13.596	20.144	11.975
4	16:20:30.266	45.402	+0.358	13.493	19.997	11.912
5	16:21:15.619	45.353	+0.309	13.406	20.083	11.864
6	16:22:00.756	45.137	+0.093	13.337	19.998	11.802
7	16:22:45.905	45.149	+0.105	13.324	19.937	11.888
8	16:23:31.077	45.172	+0.128	13.375	19.933	11.864
9	16:24:16.207	45.130	+0.086	13.280	20.002	11.848
10	16:25:01.393	45.186	+0.142	13.387	19.960	11.839
11	16:25:46.569	45.176	+0.132	13.315	20.065	11.796
12	16:26:31.660	45.091	+0.047	13.304	19.983	11.804
13	16:27:16.704	45.044		13.311	19.941	11.792
14	16:28:01.988	45.284	+0.240	13.456	19.965	11.863
15	16:28:47.096	45.108	+0.064	13.341	19.905	11.862
16	16:29:32.252	45.156	+0.112	13.365	19.902	11.889
17	16:30:17.973	45.721	+0.677	13.378	20.376	11.967

Lap	Time of Day	Lap Tm	Diff	S1 Tm	S2 Tm	S3 Tm
(605) Lars Ramaer						
1	16:18:13.338	47.606	+2.351	14.534	20.751	12.321
2	16:18:59.480	46.142	+0.887	13.632	20.402	12.108
3	16:19:45.198	45.718	+0.463	13.547	20.228	11.943
4	16:20:30.737	45.539	+0.284	13.492	20.148	11.899
5	16:21:16.038	45.301	+0.046	13.424	19.987	11.890
6	16:22:01.320	45.282	+0.027	13.395	20.054	11.833
7	16:22:46.660	45.340	+0.085	13.424	20.061	11.855
8	16:23:32.020	45.360	+0.105	13.463	20.079	11.818
9	16:24:17.498	45.478	+0.223	13.379	20.209	11.890
10	16:25:02.753	45.255		13.387	20.048	11.820
11	16:25:48.131	45.378	+0.123	13.375	20.092	11.911
12	16:26:33.669	45.598	+0.283	13.427	20.149	11.962
13	16:27:19.209	45.540	+0.285	13.403	20.153	11.984
14	16:28:04.691	45.482	+0.227	13.420	20.147	11.915
15	16:28:50.219	45.528	+0.273	13.442	20.167	11.919
16	16:29:35.647	45.428	+0.173	13.451	20.088	11.889
17	16:30:21.264	45.617	+0.362	13.508	20.208	11.901

Lap	Time of Day	Lap Tm	Diff	S1 Tm	S2 Tm	S3 Tm
(615) Emilio Bernd						
1	16:18:13.789	48.057	+2.939	14.911	20.807	12.339
2	16:19:01.711	47.922	+2.804	14.918	20.557	12.447
3	16:19:47.657	45.946	+0.828	13.681	20.270	11.995
4	16:20:33.433	45.776	+0.658	13.507	20.295	11.974
5	16:21:18.858	45.425	+0.307	13.439	20.061	11.925
6	16:22:04.279	45.421	+0.303	13.429	20.013	11.979
7	16:22:49.528	45.249	+0.131	13.396	20.004	11.849
8	16:23:34.727	45.199	+0.081	13.368	19.983	11.848
9	16:24:19.937	45.210	+0.092	13.391	19.883	11.936
10	16:25:05.379	45.444	+0.324	13.579	19.961	11.902
11	16:25:50.713	45.334	+0.216	13.299	20.139	11.896
12	16:26:35.859	45.146	+0.028	13.280	20.010	11.856
13	16:27:20.977	45.118		13.250	19.988	11.880
14	16:28:06.106	45.129	+0.011	13.350	19.958	11.821
15	16:28:51.234	45.128	+0.010	13.328	19.925	11.875

Lap	Time of Day	Lap Tm	Diff	S1 Tm	S2 Tm	S3 Tm
(608) Elias Tittus						
1	16:18:13.513	47.854	+2.548	14.809	20.618	12.427
2	16:18:59.632	46.119	+0.813	13.640	20.434	12.045
3	16:19:45.523	45.891	+0.585	13.621	20.321	11.949
4	16:20:32.084	46.561	+1.255	14.007	20.637	11.917
5	16:21:17.577	45.493	+0.187	13.455	20.062	11.976
6	16:22:03.090	45.513	+0.207	13.456	20.097	11.960
7	16:22:48.788	45.698	+0.392	13.634	20.100	11.964
8	16:23:34.349	45.561	+0.255	13.545	20.089	11.927
9	16:24:19.867	45.518	+0.212	13.487	20.100	11.931
10	16:25:05.252	45.385	+0.079	13.490	20.038	11.857
11	16:25:50.883	45.631	+0.325	13.598	20.049	11.984
12	16:26:36.325	45.442	+0.136	13.420	20.080	11.942
13	16:27:21.631	45.306		13.340	20.079	11.887
14	16:28:07.083	45.452	+0.146	13.418	20.081	11.953
15	16:28:52.668	45.585	+0.279	13.607	20.130	11.848
16	16:29:38.114	45.446	+0.140	13.480	20.100	11.866
17	16:30:23.503	45.389	+0.083	13.406	20.074	11.909

Lap	Time of Day	Lap Tm	Diff	S1 Tm	S2 Tm	S3 Tm
(661) Lenn Abbas						
1	16:18:14.047	48.201	+2.892	15.264	20.717	12.220
2	16:19:00.453	46.406	+1.097	13.951	20.401	12.054
3	16:19:45.897	45.444	+0.135	13.507	20.076	11.861
4	16:20:31.828	45.931	+0.622	13.678	20.329	11.924
5	16:21:17.351	45.523	+0.214	13.439	20.147	11.937
6	16:22:02.975	45.624	+0.315	13.399	20.264	11.961
7	16:22:48.934	45.959	+0.650	13.859	20.098	12.002
8	16:23:34.439	45.505	+0.196	13.541	20.092	11.872
9	16:24:20.185	45.746	+0.437	13.830	19.984	11.932
10	16:25:05.666	45.481	+0.172	13.456	20.136	11.889
11	16:25:51.022	45.356	+0.047	13.431	20.018	11.907
12	16:26:36.492	45.470	+0.161	13.440	20.111	11.919
13	16:27:21.801	45.309		13.378	20.036	11.895
14	16:28:07.220	45.419	+0.110	13.473	20.040	11.906
15	16:28:52.857	45.637	+0.328	13.578	20.127	11.932
16	16:29:38.475	45.618	+0.309	13.433	20.169	12.016
17	16:30:23.804	45.329	+0.020	13.427	19.961	11.941

Lap	Time of Day	Lap Tm	Diff	S1 Tm	S2 Tm	S3 Tm
(630) Adrian Lorenz						
1	16:18:14.770	48.815	+3.473	15.619	20.925	12.271
2	16:19:02.244	47.474	+2.132	14.177	21.167	12.130
3	16:19:48.490	46.246	+0.904	13.961	20.328	11.957
4	16:20:34.899	46.409	+1.067	13.713	20.790	11.906
5	16:21:20.698	45.799	+0.457	13.688	20.207	11.904
6	16:22:06.501	45.803	+0.461	13.598	20.076	12.129
7	16:22:52.270	45.769	+0.427	13.711	20.067	11.991
8	16:23:38.156	45.886	+0.544	13.782	20.170	11.934
9	16:24:24.073	45.917	+0.575	13.711	20.056	12.150
10	16:25:09.523	45.450	+0.108	13.392	20.102	11.956
11	16:25:54.875	45.352	+0.010	13.395	20.066	11.891
12	16:26:40.229	45.354	+0.012	13.364	20.100	11.890
13	16:27:25.667	45.438	+0.096	13.299	20.140	11.999
14	16:28:11.009	45.342		13.354	20.098	11.890
15	16:28:56.423	45.414	+0.072	13.358	20.156	11.900
16	16:29:41.933	45.510	+0.168	13.398	20.159	11.953
17	16:30:27.314	45.381	+0.039	13.335	20.143	11.903

Lap	Time of Day	Lap Tm	Diff	S1 Tm	S2 Tm	S3 Tm
(684) Ben Götz						
1	16:18:15.592	49.253	+3.967	15.743	21.252	12.258
2	16:19:02.690	47.098	+1.812	14.042	20.968	12.088
3	16:19:49.566	46.876	+1.590	13.960	20.909	12.007
4	16:20:36.181	46.615	+1.329	14.139	20.486	11.990
5	16:21:21.717	45.536	+0.250	13.343	20.280	11.913
6	16:22:07.078	45.361	+0.075			

INT. ADAC Kartrennen Kerpen

X30 JUNIOR

Erftlandring Kerpen 1,110 Km

Final

21.07.2024 16:15

Race (17 Laps) started at 16:17:25

Lap	Time of Day	Lap Tm	Diff	S1 Tm	S2 Tm	S3 Tm
14	16:28:12.269	45.990	+0.704	13.377	20.421	12.192
15	16:28:58.071	46.802	+0.516	13.599	20.261	11.942
16	16:29:43.357	45.286		13.278	20.119	11.889
17	16:30:29.083	46.726	+0.440	13.365	20.183	12.178

(626) Ben Gallert

1	16:18:15.247	49.176	+3.900	15.838	20.912	12.426
2	16:19:01.965	46.718	+1.442	13.907	20.578	12.233
3	16:19:49.818	47.853	+2.577	14.566	21.173	12.114
4	16:20:36.648	46.830	+1.554	13.959	20.580	12.291
5	16:21:22.856	46.208	+0.932	13.920	20.273	12.015
6	16:22:08.674	45.818	+0.542	13.486	20.350	11.982
7	16:22:54.411	45.737	+0.461	13.494	20.070	12.173
8	16:23:39.766	45.355	+0.079	13.366	20.062	11.927
9	16:24:26.346	46.580	+1.304	13.343	20.772	12.465
10	16:25:11.714	46.368	+0.092	13.380	20.077	11.911
11	16:25:56.990	45.276		13.306	20.102	11.868
12	16:26:42.333	45.343	+0.067	13.372	20.031	11.940
13	16:27:27.790	45.457	+0.181	13.346	20.165	11.946
14	16:28:13.424	45.634	+0.358	13.345	20.347	11.942
15	16:28:59.226	45.802	+0.526	13.688	20.203	11.911
16	16:29:45.344	46.118	+0.842	14.052	20.172	11.894
17	16:30:30.993	45.649	+0.373	13.576	20.080	11.993

(693) Tom Wickop

1	16:18:16.604	50.805	+5.551	16.553	21.907	12.345
2	16:19:03.709	47.105	+1.851	14.359	20.639	12.107
3	16:19:50.228	46.519	+1.265	13.980	20.359	12.180
4	16:20:36.728	46.500	+1.246	13.665	20.596	12.239
5	16:21:23.030	46.302	+1.048	14.014	20.341	11.947
6	16:22:09.106	46.076	+0.822	13.669	20.386	12.021
7	16:22:54.818	45.712	+0.458	13.548	20.186	11.978
8	16:23:40.072	45.254		13.497	19.951	11.806
9	16:24:26.480	46.408	+1.154	13.422	20.457	12.529
10	16:25:11.948	45.468	+0.214	13.446	20.180	11.842
11	16:25:57.296	45.348	+0.094	13.445	20.065	11.838
12	16:26:42.816	45.520	+0.266	13.459	20.177	11.858
13	16:27:28.819	46.003	+0.749	13.465	20.630	11.908
14	16:28:14.202	45.383	+0.129	13.428	20.094	11.861
15	16:28:59.678	45.476	+0.222	13.377	20.109	11.990
16	16:29:45.615	45.937	+0.683	13.668	20.327	11.942
17	16:30:31.178	45.563	+0.309	13.444	20.276	11.843

(677) Moritz Weber

1	16:18:18.444	51.652	+6.205	16.094	23.092	12.466
2	16:19:05.961	47.517	+2.070	13.855	21.281	12.381
3	16:19:52.677	46.716	+1.269	13.925	20.608	12.183
4	16:20:39.025	46.348	+0.901	13.535	20.610	12.203
5	16:21:24.943	45.918	+0.471	13.501	20.416	12.001
6	16:22:10.887	45.944	+0.497	13.472	20.274	12.198
7	16:22:56.851	45.964	+0.517	13.622	20.259	12.083
8	16:23:42.745	45.894	+0.447	13.463	20.450	11.981
9	16:24:28.369	45.624	+0.177	13.417	20.151	12.056
10	16:25:13.816	45.447		13.384	20.103	11.960
11	16:25:59.644	45.828	+0.381	13.448	20.234	12.146
12	16:26:45.415	45.771	+0.324	13.541	20.221	12.009
13	16:27:31.101	45.686	+0.239	13.354	20.293	12.039
14	16:28:16.889	45.788	+0.341	13.426	20.281	12.081
15	16:29:02.588	45.699	+0.252	13.416	20.228	12.055
16	16:29:48.329	45.741	+0.294	13.538	20.182	12.021
17	16:30:34.071	45.742	+0.295	13.517	20.211	12.014

(612) Semir Velija

1	16:18:16.510	49.856	+4.645	15.567	21.847	12.442
2	16:19:04.026	47.516	+2.305	14.579	20.830	12.107
3	16:19:50.365	46.339	+1.128	13.814	20.581	11.944
4	16:20:36.851	46.486	+1.275	13.649	20.619	12.218
5	16:21:22.721	45.870	+0.659	13.535	20.385	11.950
6	16:22:08.997	46.276	+1.065	13.892	20.403	11.981
7	16:22:54.961	45.964	+0.753	13.877	20.122	12.455
8	16:23:40.513	45.552	+0.341	13.546	20.162	11.844
9	16:24:26.758	46.245	+1.034	13.349	20.187	12.709
10	16:25:12.446	45.688	+0.477	13.604	20.221	11.863
11	16:25:57.657	45.211		13.359	20.039	11.813

Lap	Time of Day	Lap Tm	Diff	S1 Tm	S2 Tm	S3 Tm
12	16:26:43.064	45.407	+0.196	13.409	20.070	11.928
13	16:27:28.581	45.517	+0.306	13.333	20.362	11.822
14	16:28:13.935	45.354	+0.143	13.344	20.137	11.873
15	16:28:59.506	45.571	+0.360	13.366	20.271	11.934
16	16:29:45.148	45.642	+0.431	13.603	20.128	11.911
17	16:30:30.833	45.685	+0.474	13.614	20.154	11.917

(617) Noah Daniel Nölken

1	16:18:17.133	50.163	+4.900	16.712	22.197	12.254
2	16:19:05.088	47.955	+2.692	14.441	20.951	12.563
3	16:19:52.095	47.007	+1.744	14.300	20.606	12.101
4	16:20:38.481	46.386	+1.123	13.743	20.604	12.039
5	16:21:24.446	45.965	+0.702	13.485	20.434	12.046
6	16:22:10.480	46.034	+0.771	13.358	20.264	12.412
7	16:22:55.964	45.484	+0.221	13.616	19.977	11.891
8	16:23:42.300	46.336	+1.073	14.079	20.378	11.879
9	16:24:27.699	45.399	+0.136	13.309	20.012	12.078
10	16:25:12.962	45.263		13.505	19.953	11.805
11	16:26:02.121	49.159	+3.896	13.315	20.049	15.795
12	16:26:47.814	45.693	+0.430	13.662	20.144	11.887
13	16:27:33.465	45.651	+0.388	13.607	20.113	11.931
14	16:28:19.350	45.885	+0.622	13.379	20.266	12.240
15	16:29:05.366	46.016	+0.753	13.604	20.365	12.047
16	16:29:51.115	45.749	+0.486	13.468	20.272	12.009
17	16:30:37.069	45.954	+0.691	13.796	20.084	12.074

(628) Konstantin Titze

1	16:18:13.972	48.397	+3.155	16.244	20.813	12.340
2	16:19:02.068	48.096	+2.854	14.241	20.598	13.257
3	16:19:49.437	47.369	+2.127	14.459	20.827	12.083
4	16:20:35.776	46.339	+1.097	13.978	20.326	12.035
5	16:21:21.396	45.620	+0.378	13.455	20.221	11.944
6	16:22:06.917	45.521	+0.279	13.381	20.212	11.928
7	16:22:53.798	46.881	+1.639	14.648	20.262	11.971
8	16:23:39.051	45.253	+0.011	13.370	19.998	11.885
9	16:24:24.986	45.935	+0.693	13.417	20.043	12.475
10	16:25:10.374	45.388	+0.146	13.369	20.081	11.938
11	16:25:55.680	45.306	+0.064	13.330	20.054	11.922
12	16:26:41.199	45.519	+0.277	13.367	20.171	11.981
13	16:27:26.441	45.242		13.304	20.023	11.915
14	16:28:12.573	46.132	+0.890	13.332	20.463	12.337
15	16:28:58.744	46.171	+0.929	14.029	20.169	11.973
16	16:29:44.108	45.364	+0.122	13.366	20.107	11.891
17	16:30:29.504	45.396	+0.154	13.342	20.130	11.924

(660) Maxi Eigner

1	16:18:18.010	50.381	+5.044	16.864	22.072	12.445
2	16:19:05.171	47.161	+1.824	13.870	20.972	12.319
3	16:19:51.854	46.683	+1.346	13.667	20.841	12.175
4	16:20:38.101	46.247	+0.910	13.837	20.386	12.024
5	16:21:23.791	45.690	+0.353	13.485	20.268	11.937
6	16:22:10.190	46.399	+1.062	13.657	20.460	12.282
7	16:22:55.782	45.592	+0.255	13.526	20.169	11.897
8	16:23:41.768	45.986	+0.649	13.832	20.169	11.985
9	16:24:27.400	45.632	+0.295	13.480	20.243	11.909
10	16:25:12.737	45.337		13.373	20.112	11.852
11	16:25:58.876	46.139	+0.802	13.396	20.429	12.314
12	16:26:44.719	45.843	+0.506	13.398	20.467	11.978
13	16:27:30.416	45.697	+0.360	13.445	20.255	11.997
14	16:28:16.035	45.619	+0.282	13.445	20.282	11.892
15	16:29:01.959	45.924	+0.587	13.726	20.211	11.987
16	16:29:47.851	45.892	+0.555	13.518	20.416	11.958
17	16:30:33.681	45.830	+0.493	13.658	20.220	11.952

(611) Joelfina Denzel

1	16:18:18.801	51.752	+6.367	16.309	22.945	12.498
2	16:19:05.733	46.932	+1.547	13.777	20.859	12.296
3	16:19:52.407	46.674	+1.289	13.793	20.722	12.159
4	16:20:38.688	46.281	+0.896	13.588	20.558	12.135
5	16:21:24.530	45.842	+0.457	13.495	20.293	12.054
6	16:22:10.468	45.938	+0.553	13.518	20.149	12.271
7	16:22:56.355	45.887	+0.502	13.853	20.114	11.920
8	16:23:44.643	48.288	+2.903	13.644	22.552	12.092
9	16:24:30.576	45.933	+0.548	13.632	20.201	12.

INT. ADAC Kartrennen Kerpen

X30 JUNIOR

Erftlandring Kerpen 1,110 Km

Final

21.07.2024 16:15

Race (17 Laps) started at 16:17:25

Lap	Time of Day	Lap Tm	Diff	S1 Tm	S2 Tm	S3 Tm	Lap	Time of Day	Lap Tm	Diff	S1 Tm	S2 Tm	S3 Tm
10	16:25:16.044	45.468	+0.083	13.935	20.128	12.005	8	16:23:46.202	46.001	+0.186	13.542	20.387	12.072
11	16:26:01.429	45.385		13.371	20.091	11.923	9	16:24:32.525	46.323	+0.508	13.587	20.681	12.055
12	16:26:46.839	45.410	+0.025	13.447	20.091	11.872	10	16:25:18.359	45.834	+0.019	13.451	20.309	12.074
13	16:27:32.987	46.148	+0.763	13.427	20.734	11.987	11	16:26:04.317	45.958	+0.143	13.432	20.470	12.056
14	16:28:19.459	46.472	+1.087	13.723	20.649	12.100	12	16:26:50.202	45.885	+0.070	13.550	20.282	12.053
15	16:29:05.578	46.119	+0.734	13.563	20.423	12.133	13	16:27:36.017	45.815		13.446	20.260	12.109
16	16:29:52.160	46.582	+1.197	13.759	20.670	12.153	14	16:28:21.985	45.968	+0.153	13.471	20.435	12.062
17	16:30:38.830	46.670	+1.285	13.964	20.579	12.127	15	16:29:07.980	45.995	+0.180	13.453	20.323	12.219
							16	16:29:54.041	46.061	+0.246	13.544	20.421	12.096
							17	16:30:40.207	46.166	+0.351	13.572	20.384	12.210
(705) Gregory Koblitcschek							(678) Noah Diewold						
1	16:18:18.981	51.722	+6.033	16.384	22.755	12.583	1	16:18:19.666	51.637	+5.725	16.239	22.809	12.589
2	16:19:06.029	47.048	+1.359	13.735	20.959	12.354	2	16:19:06.717	47.051	+1.139	14.169	20.665	12.217
3	16:19:53.371	47.342	+1.653	14.119	20.926	12.297	3	16:19:53.867	47.150	+1.238	13.698	21.306	12.146
4	16:20:39.388	46.017	+0.328	13.655	20.264	12.098	4	16:20:40.505	46.638	+0.726	13.977	20.418	12.243
5	16:21:25.306	45.918	+0.229	13.591	20.297	12.030	5	16:21:26.474	45.969	+0.057	13.572	20.310	12.087
6	16:22:11.596	46.290	+0.601	13.474	20.578	12.238	6	16:22:12.606	46.132	+0.220	13.670	20.340	12.122
7	16:22:57.629	46.033	+0.344	13.695	20.262	12.076	7	16:22:58.518	45.912		13.601	20.284	12.027
8	16:23:43.506	45.877	+0.188	13.649	20.277	11.951	8	16:23:44.806	46.288	+0.376	13.561	20.617	12.207
9	16:24:29.205	45.699	+0.010	13.546	20.156	11.997	9	16:24:31.154	46.348	+0.436	13.866	20.358	12.124
10	16:25:14.894	45.689		13.434	20.144	12.111	10	16:25:17.377	46.223	+0.311	13.549	20.633	12.041
11	16:26:00.600	45.706	+0.017	13.576	20.068	12.062	11	16:26:03.548	46.171	+0.259	13.642	20.470	12.059
12	16:26:46.537	45.937	+0.248	13.550	20.383	12.004	12	16:26:49.771	46.223	+0.311	13.558	20.652	12.013
13	16:27:32.461	45.924	+0.235	13.643	20.225	12.056	13	16:27:35.960	46.189	+0.277	13.624	20.445	12.120
14	16:28:18.710	46.249	+0.560	13.839	20.429	11.981	14	16:28:22.261	46.301	+0.389	13.780	20.479	12.042
15	16:29:05.249	46.539	+0.850	13.956	20.581	12.002	15	16:29:08.417	46.156	+0.244	13.584	20.437	12.135
16	16:29:51.982	46.733	+1.044	14.003	20.623	12.107	16	16:29:54.543	46.126	+0.214	13.657	20.439	12.030
17	16:30:39.594	47.612	+1.923	14.585	20.947	12.080	17	16:30:40.913	46.370	+0.458	13.756	20.526	12.088
(621) Finley Hölzel							(706) Oguzhan Saylik						
1	16:18:15.093	48.868	+3.411	15.528	20.935	12.405	1	16:18:19.213	51.761	+5.741	16.652	22.389	12.710
2	16:19:01.880	46.787	+1.330	13.897	20.587	12.303	2	16:19:06.249	47.036	+1.026	13.933	20.688	12.415
3	16:19:48.110	46.230	+0.773	13.826	20.308	12.096	3	16:19:53.556	47.307	+1.297	14.017	21.024	12.266
4	16:20:34.569	46.459	+1.002	13.897	20.465	12.097	4	16:20:41.392	47.836	+1.826	14.900	20.602	12.334
5	16:21:20.400	45.831	+0.374	13.639	20.153	12.039	5	16:21:28.168	46.776	+0.766	13.877	20.474	12.425
6	16:22:06.113	45.713	+0.256	13.548	20.128	12.037	6	16:22:14.707	46.539	+0.529	14.008	20.340	12.191
7	16:22:52.136	46.023	+0.566	13.694	20.274	12.055	7	16:23:00.717	46.010		13.536	20.263	12.211
8	16:23:38.086	45.950	+0.493	13.759	20.264	11.927	8	16:23:47.150	46.433	+0.423	13.631	20.679	12.123
9	16:24:25.359	47.273	+1.816	13.549	20.268	13.456	9	16:24:33.694	46.544	+0.534	13.941	20.470	12.133
10	16:25:10.913	45.554	+0.097	13.519	20.112	11.923	10	16:25:19.900	46.206	+0.196	13.569	20.417	12.220
11	16:25:56.407	45.494	+0.037	13.423	20.113	11.958	11	16:26:06.188	46.288	+0.278	13.611	20.434	12.243
12	16:26:41.900	45.493	+0.036	13.466	20.062	11.965	12	16:26:52.769	46.581	+0.571	13.916	20.483	12.182
13	16:27:27.357	45.457		13.358	20.124	11.975	13	16:27:39.396	46.627	+0.617	13.843	20.720	12.064
14	16:28:12.844	45.487	+0.030	13.390	20.109	11.988	14	16:28:25.646	46.250	+0.240	13.617	20.455	12.178
15	16:28:59.030	46.186	+0.729	14.019	20.136	12.031	15	16:29:11.663	46.017	+0.007	13.606	20.264	12.147
16	16:29:44.976	45.946	+0.489	13.917	20.096	11.933	16	16:29:57.867	46.204	+0.194	13.587	20.464	12.153
17	16:30:36.883	51.907	+6.450	19.584	20.303	12.020	17	16:30:44.529	46.662	+0.652	14.167	20.393	12.102
(610) Lias Erbersdobler							(676) Fabian Burgstahler						
1	16:18:20.965	54.062	+8.804	16.296	25.210	12.556	1	16:18:20.799	53.052	+7.018	16.915	23.362	12.775
2	16:19:08.802	47.837	+2.579	14.287	20.936	12.614	2	16:19:08.923	48.124	+2.090	14.576	21.307	12.241
3	16:19:55.127	46.325	+1.067	13.682	20.574	12.069	3	16:19:55.817	46.894	+0.860	13.873	20.821	12.200
4	16:20:41.627	46.500	+1.242	13.783	20.577	12.140	4	16:20:42.294	46.477	+0.443	13.636	20.764	12.077
5	16:21:28.338	46.711	+1.453	13.850	20.324	12.537	5	16:21:28.578	46.284	+0.250	13.799	20.439	12.046
6	16:22:14.316	45.978	+0.720	13.618	20.309	12.051	6	16:22:14.801	46.223	+0.189	13.696	20.390	12.137
7	16:23:00.377	46.061	+0.803	13.461	20.358	12.242	7	16:23:00.889	46.088	+0.054	13.663	20.411	12.014
8	16:23:46.367	45.990	+0.732	13.784	20.321	11.885	8	16:23:47.390	46.501	+0.467	13.635	20.669	12.197
9	16:24:32.164	45.797	+0.539	13.528	20.362	11.907	9	16:24:34.051	46.661	+0.627	14.017	20.427	12.217
10	16:25:17.494	45.330	+0.072	13.254	19.976	12.100	10	16:25:20.282	46.231	+0.197	13.701	20.287	12.243
11	16:26:03.739	46.245	+0.987	13.819	20.272	12.154	11	16:26:06.515	46.233	+0.199	13.612	20.315	12.306
12	16:26:49.275	45.536	+0.278	13.485	20.193	11.858	12	16:26:53.110	46.595	+0.561	14.190	20.309	12.096
13	16:27:34.564	45.289	+0.031	13.345	20.038	11.906	13	16:27:39.545	46.435	+0.401	13.825	20.585	12.025
14	16:28:19.822	45.258		13.366	19.949	11.943	14	16:28:25.778	46.233	+0.199	13.645	20.478	12.110
15	16:29:05.827	46.005	+0.747	13.403	20.378	12.224	15	16:29:11.812	46.034		13.612	20.224	12.198
16	16:29:52.273	46.446	+1.188	13.639	20.708	12.099	16	16:29:57.954	46.142	+0.108	13.558	20.438	12.146
17	16:30:39.972	47.699	+2.441	14.391	21.190	12.118	17	16:30:44.720	46.766	+0.732	14.166	20.439	12.161
(614) Julian Bub							(699) Lenn Göckmann						
1	16:18:19.807	50.693	+4.878	15.289	22.830	12.574	1	16:18:19.571	52.195	+6.241	16.114	23.502	12.579
2	16:19:07.038	47.231	+1.416	14.165	20.734	12.332	2	16:19:07.574	48.003	+2.049	14.695	21.066	12.242
3	16:19:53.992	46.954	+1.139	13.747	21.033	12.174	3	16:19:54.469	46.895	+0.941	14.080	20.731	12.084
4	16:20:41.054	47.062	+1.247	14.280	20.675	12.107	4	16:20:42.199	47.730	+1.776	14.528	21.064	12.138
5	16:21:26.911	45.857	+0.042	13.507	20.352	11.998	5	16:21:28.789	46.590	+0.636	14.018	20.541	12.031
6	16:22:13.348	46.437	+0.622	13.398	20.972	12.067							
7	16:23:00.201	46.853	+1.038	14.175	20.547	12.131							

Orbits



INT. ADAC Kartrennen Kerpen

X30 JUNIOR

Erftlandring Kerpen 1,110 Km

Final

21.07.2024 16:15

Race (17 Laps) started at 16:17:25

Lap	Time of Day	Lap Tm	Diff	S1 Tm	S2 Tm	S3 Tm	Lap	Time of Day	Lap Tm	Diff	S1 Tm	S2 Tm	S3 Tm
6	16:22:14.943	46.154	+0.200	13.683	20.373	12.098	4	16:20:41.561	47.327	+1.521	14.332	20.745	12.250
7	16:23:01.137	46.194	+0.240	13.646	20.511	12.037	5	16:21:27.367	45.806		13.568	20.296	11.942
8	16:23:47.592	46.455	+0.501	13.591	20.666	12.198	6	16:22:13.561	46.194	+0.388	13.595	20.428	12.171
9	16:24:34.153	46.561	+0.607	13.915	20.541	12.105	7	16:23:00.080	46.519	+0.713	13.879	20.546	12.094
10	16:25:20.390	46.237	+0.283	13.690	20.366	12.181	8	16:23:47.315	47.235	+1.429	14.119	20.901	12.215
11	16:26:06.598	46.208	+0.254	13.742	20.299	12.167	9	16:24:33.979	46.664	+0.858	13.993	20.323	12.348
12	16:26:52.908	46.310	+0.356	13.751	20.313	12.246	10	16:25:20.120	46.141	+0.335	13.625	20.316	12.200
13	16:27:39.153	46.245	+0.291	13.863	20.384	11.998	11	16:26:06.341	46.221	+0.415	13.632	20.371	12.218
14	16:28:26.022	46.869	+0.915	13.421	21.313	12.135	12	16:26:52.638	46.297	+0.491	13.636	20.514	12.147
15	16:29:11.976	45.954		13.534	20.273	12.147	13	16:27:39.005	46.367	+0.561	13.580	20.644	12.143
16	16:29:58.220	46.244	+0.290	13.701	20.357	12.186	14	16:28:25.339	46.334	+0.528	13.778	20.461	12.095
17	16:30:44.893	46.673	+0.719	14.176	20.400	12.097	15	16:29:11.428	46.089	+0.283	13.684	20.262	12.143
							16	16:29:57.681	46.253	+0.447	13.661	20.426	12.166
							17	16:30:44.300	46.619	+0.813	14.054	20.483	12.082
(666) Valentin Knödel							(633) Lukas Roos						
1	16:18:17.898	50.620	+5.022	15.766	22.419	12.435	1	16:18:16.980	50.489	+4.245	16.064	22.067	12.358
2	16:19:05.667	47.769	+2.171	14.216	21.203	12.350	2	16:19:04.171	47.191	+0.947	14.230	20.826	12.135
3	16:19:52.874	47.207	+1.609	14.352	20.792	12.063	3	16:19:50.562	46.391	+0.147	13.793	20.593	12.005
4	16:20:39.304	46.430	+0.832	13.562	20.614	12.254	4	16:20:36.967	46.405	+0.161	13.594	20.687	12.124
5	16:21:25.153	45.849	+0.251	13.469	20.234	12.146	5	16:21:23.211	46.244		13.941	20.299	12.004
6	16:22:11.393	46.240	+0.642	13.517	20.588	12.135							
7	16:22:57.145	45.752	+0.154	13.446	20.320	11.986							
8	16:23:43.033	45.888	+0.290	13.318	20.596	11.974							
9	16:24:29.059	46.026	+0.428	13.471	20.543	12.012							
10	16:25:14.657	45.598		13.458	20.144	11.996							
11	16:26:00.411	45.754	+0.156	13.532	20.200	12.022							
12	16:26:46.433	46.022	+0.424	13.597	20.434	11.991							
13	16:27:32.708	46.275	+0.677	13.645	20.606	12.024							
14	16:28:18.878	46.170	+0.572	13.797	20.298	12.075							
15	16:29:05.018	46.140	+0.542	13.620	20.327	12.193							
16	16:29:51.875	46.857	+1.259	13.727	21.035	12.095							
17	16:30:39.904	48.029	+2.431	14.171	21.559	12.299							
(680) Tobias Hinterstoißer							(624) Noah Beckmann						
1	16:18:20.692	53.225	+7.078	16.967	23.214	13.044	1	16:18:17.510	50.858	+4.622	16.293	22.160	12.406
2	16:19:08.599	47.907	+1.760	14.385	21.047	12.475	2	16:19:04.443	46.933	+0.697	13.841	21.021	12.071
3	16:19:55.704	47.105	+0.958	13.756	21.068	12.281	3	16:19:50.746	46.303	+0.067	13.710	20.592	12.001
4	16:20:42.891	47.187	+1.040	13.963	20.943	12.281	4	16:20:37.249	46.503	+0.267	13.604	20.715	12.184
5	16:21:29.292	46.401	+0.254	13.662	20.524	12.215	5	16:21:23.485	46.236		13.795	20.448	11.993
6	16:22:15.468	46.176	+0.029	13.544	20.438	12.194							
7	16:23:02.110	46.642	+0.495	13.684	20.680	12.278							
8	16:23:48.426	46.316	+0.169	13.582	20.549	12.185							
9	16:24:34.737	46.311	+0.164	13.661	20.533	12.117							
10	16:25:20.921	46.184	+0.037	13.563	20.456	12.165							
11	16:26:07.370	46.449	+0.302	13.727	20.497	12.225							
12	16:26:53.845	46.475	+0.328	13.667	20.519	12.289							
13	16:27:40.211	46.366	+0.219	13.597	20.576	12.193							
14	16:28:26.358	46.147		13.476	20.493	12.178							
15	16:29:12.763	46.405	+0.258	13.481	20.729	12.195							
16	16:29:59.119	46.356	+0.209	13.651	20.487	12.218							
17	16:30:45.595	46.476	+0.329	13.703	20.531	12.242							
(623) Charlotte Tille							(616) Noah Schmitt						
1	16:18:14.367	48.412	+3.077	15.265	20.847	12.300	1	16:18:16.322	50.206	+4.312	15.785	22.014	12.407
2	16:19:01.857	47.490	+2.155	13.957	20.561	12.972	2	16:19:03.569	47.247	+1.353	14.475	20.579	12.193
3	16:19:48.265	46.408	+1.073	14.136	20.221	12.051	3	16:19:51.726	48.157	+2.263	14.015	22.015	12.127
4	16:20:34.799	46.534	+1.199	13.809	20.696	12.029	4	16:20:37.700	45.974	+0.080	13.801	20.209	11.964
5	16:21:20.497	45.698	+0.363	13.590	20.157	11.951	5	16:21:23.594	45.894		13.614	20.333	11.947
6	16:22:06.297	45.800	+0.465	13.567	20.234	11.999							
7	16:22:52.775	46.478	+1.143	14.296	20.094	12.088							
8	16:23:38.429	45.654	+0.319	13.429	20.266	11.959							
9	16:24:24.465	46.036	+0.701	13.532	20.184	12.320							
10	16:25:09.924	45.459	+0.124	13.396	20.114	11.949							
11	16:25:55.259	45.335		13.330	20.090	11.915							
12	16:26:40.624	45.365	+0.030	13.341	20.026	11.998							
13	16:27:25.990	45.366	+0.031	13.382	20.091	11.893							
14	16:28:12.475	46.485	+1.150	13.546	20.576	12.363							
15	16:28:58.957	46.482	+1.147	14.248	20.192	12.042							
16	16:29:44.884	45.927	+0.592	13.651	20.266	12.010							
17	16:30:47.984	1:03.100	+17.765	29.729	20.954	12.417							
(606) Manuel Lettner													
1	16:18:20.717	53.156	+7.350	16.409	23.783	12.964							
2	16:19:07.752	47.035	+1.229	14.173	20.676	12.186							
3	16:19:54.234	46.482	+0.676	13.752	20.613	12.117							



INT. ADAC Kartrennen Kerpen

Lapchart

X30 JUNIOR

Erftlandring Kerpen 1,110 Km

Final

21.07.2024 16:15

Race (17 Laps) started at 16:17:25

Competitors	Laps																	
	0	1	2	3	4	5	6	7	8	9	10	11	12	13	14	15	16	17
Marius Bonconseil (622)	1	622	622	622	622	622	622	622	622	622	622	622	622	622	622	622	622	622
Konstantin Titze (628)	2	628	637	637	637	637	637	637	637	637	637	637	637	637	637	637	637	637
Jan Alessio Stutz (637)	3	637	605	605	605	605	605	605	605	605	605	605	605	605	605	605	605	605
Elias Tittus (608)	4	608	608	608	608	661	661	661	608	608	608	608	615	615	615	615	615	615
Lars Ramaer (605)	5	605	615	661	661	608	608	608	661	661	615	615	608	608	608	608	608	608
Emilio Bernd (615)	6	615	628	615	615	615	615	615	615	661	661	661	661	661	661	661	661	661
Tom Wickop (693)	7	693	661	623	621	621	621	621	621	630	630	630	630	630	630	630	630	630
Lenn Abbas (661)	8	661	623	621	623	623	623	630	630	623	623	623	623	623	684	684	684	684
Adrian Lorenz (630)	9	630	630	626	630	630	630	630	623	623	684	684	684	684	623	628	628	628
Charlotte Tille (623)	10	623	621	628	628	628	628	684	684	628	628	628	628	628	628	623	623	612
Ben Gallert (626)	11	626	626	630	684	684	684	684	628	628	621	621	621	621	621	621	621	626
Noah Schmitt (616)	12	616	684	684	626	626	612	626	626	626	626	626	626	626	626	626	612	693
Finley Hölzel (621)	13	621	616	616	693	693	626	612	693	693	693	693	693	612	612	612	626	660
Ben Götz (684)	14	684	612	693	612	612	693	693	612	612	612	612	612	693	693	693	693	677
Lukas Roos (633)	15	633	693	612	633	633	633	660	660	660	660	660	660	660	660	660	660	621
Noah Beckmann (624)	16	624	633	633	624	624	624	611	617	617	617	617	677	677	677	677	677	617
Semir Velija (612)	17	612	617	624	616	616	616	617	611	677	677	677	666	666	705	705	666	617
Moritz Weber (677)	18	677	624	617	660	660	660	677	677	666	666	666	705	705	666	666	705	666
Lias Erbersdobler (610)	19	610	666	660	617	617	617	666	666	705	705	611	611	611	617	617	705	666
Noah Daniel Nölken (617)	20	617	660	666	611	611	611	705	705	611	611	611	617	617	617	611	611	610
Joelina Denzel (611)	21	611	677	611	677	677	677	678	678	678	678	678	678	610	610	610	610	614
Gregory Koblitschek (705)	22	705	611	677	666	666	666	614	606	614	610	610	610	678	678	614	614	678
Valentin Knödel (666)	23	666	705	705	705	705	705	606	614	610	614	614	614	614	678	678	678	606
Lenn Göckmann (699)	24	699	706	706	706	678	678	610	610	706	706	706	606	606	606	606	606	706
Oguzhan Saylik (706)	25	706	699	678	678	614	614	706	706	606	606	606	606	706	699	706	706	676
Tobias Hinterstoißer (680)	26	680	678	614	614	706	606	676	676	676	676	676	676	699	706	676	676	699
Manuel Lettner (606)	27	606	614	699	606	606	706	699	699	699	699	699	699	676	676	699	699	680
Maxi Eigner (660)	28	660	680	606	699	610	610	680	680	680	680	680	680	680	680	680	680	623
Fabian Burgstahler (676)	29	676	606	680	610	699	676											
Noah Diewold (678)	30	678	676	610	680	676	699											
Julian Bub (614)	31	614	610	676	676	680	680											

